

Capital Recommendations and Funding Sources

Section 2

**Capital Recommendations and Funding Sources
Section Index**

Contents	Page
2022 Recommendations by Funding Source	
General Fund	2-01
Community Preservation Fund	2-03
Sewer Enterprise Fund	2-03
Water Enterprise Fund	2-04
2023 Preliminary Tier One Recommendations	2-08
2024 Preliminary Tier One Recommendations	2-13
2025 Preliminary Tier One Recommendations	2-16
2026 Preliminary Tier One Recommendations	2-19
2022 - 2026 Tier One Recommendations	
General Fund/Community Preservation Fund	2-23
Sewer Enterprise Fund	2-30
Water Enterprise Fund	2-31
2017 - 2022 Capital Funding Sources	
General Fund	2-34
Community Preservation Fund	2-44
RTS Enterprise Fund	2-48
Sewer Enterprise Fund	2-50
Water Enterprise Fund	2-53
Recap of All Funding Sources	2-56

**Capital Recommendations and Funding Sources
Section Index**

Contents	Page
Debt Financing	
Debt Service to Revenue Table (Including Recommended CIP)	2-57
Debt Service as a Percentage of Revenue Chart	2-58
Proposed Funding by Debt 2022 - 2026	
General Fund within the Levy Limit	2-59
Debt Exclusion	2-60
Community Preservation Fund	2-61
Sewer Enterprise Fund	2-62
Water Enterprise Fund	2-63
Open Authorizations	2-64
FY2021 Debt Service Share of Total Chart	2-65
Long Term Debt Service Obligations Table 2021 -2045	2-66
Long Term Debt Service Obligations Chart 2021 -2045	2-68
Schedule of Issued Long Term Debt - General Fund	2-69
Schedule of Issued Long Term Debt - Excluded	2-73
Schedule of Issued Long Term Debt - Community Preservation Fund	2-77
Schedule of Issued Long Term Debt - Sewer Enterprise	2-78
Schedule of Issued Long Term Debt - Water Enterprise	2-79

Town of Needham
Capital Improvement Plan
January 2021

**FY2022
Capital Budget
Funding Recommendations**

Title	Code*	Function	Cat*	2022 Department Request	Cash	Debt	Other	Note	Page
Public Safety Mobile Devices	P	Public Safety	1	50,000	50,000				3-005
Town Internet Control, Analysis and Reporting	P	General	1	75,000	75,000				3-006
LIFEPAK 15 V4 Monitor/Defibrillator	NU	Public Safety	1	30,577	30,577			New request but a high priority item	3-020
Self Contained Breathing Apparatus	NU	Public Safety	1	192,120	192,120			New request but a high priority item	3-022
Personal Protective Equipment	M	Public Safety	1	43,358	43,358				3-024
School Copiers	RM	Schools	1	61,264	61,264				3-030
School Furniture	R	Schools	1	25,000	25,000			Recommended as Tier II	3-036
School Technology	RM	Schools	1	479,650	479,650				3-042
Library Technology	M	Community	1	48,500	48,500			Recommended as Tier II	3-053
Fleet Refurbishment	PB	Public Works	1	150,000			150,000	Funding request does not qualify as capital; is recommended as a Financial Warrant Article.	3-057
Permanent Message Boards	P	Community	1	56,000	56,000			Recommended as Tier II	3-060
Specialty Equipment - Unit 334 Specialty Mower (PF)	P	Public Works	1	38,000	38,000				3-066
Broadmeadow School Technology Room Conversion	M	Schools	2	213,100	213,100				3-067
Renovate/Reconstruct Emery Grover Building at Highland Avenue Location	M	Schools	5	1,475,130			1,475,130	Board discussions pending, no recommendation at this time.	3-070
Auditorium Theatrical Sound and Lighting Systems Needs Assessment (High School, Newman School, and Pollard School)	P	Schools	2	60,000	60,000			Recommended as Tier II	3-075
Pollard School Feasibility Study	N	Schools	2	280,000	280,000			New request but is an urgent request in light of the substantial building capital requests.	3-080
Pollard School Renovation/Expansion as 6-8 Middle School	M	Schools	5	3,500,000			3,500,000	Board discussions pending, no recommendation at this time.	3-083
Mitchell Elementary School	M	Schools	5	1,250,000			1,250,000	Board discussions pending, no recommendation at this time.	3-088

Town of Needham
Capital Improvement Plan
January 2021

**FY2022
Capital Budget
Funding Recommendations**

Title	Code*	Function	Cat*	2022 Department Request	Cash	Debt	Other	Note	Page
Library Space Planning	P	Community	2	60,000	60,000			Recommended as Tier II	3-093
Library Materials Handler	PS	Community	2	100,000			100,000	On hold until a space study is funded and completed.	3-095
Energy Efficiency Upgrade Improvements	P	Utilities	2	100,000	100,000			Ongoing program which seeks to improve building systems and reduce cost.	3-109
Public Works Facilities Improvements	N	Public Works	5	60,000			60,000	Board discussions pending, no recommendation at this time.	3-123
Ridge Hill Building Demolition	GMU	General	2	885,000	746,891		138,109	Revised cost estimate for the project.	3-127
Recycling and Transfer Station Property Improvements	M	Public Works	3	480,000	480,000			Required stormwater area 2 improvements	3-128
Hillside School Boiler Installation	M	General	2	16,000	16,000			Design only estimated construction cost is \$235,000	3-135
Open Space Acquisitions	PI	Community	5	1,000,000			1,000,000	No parcel identified	3-149
NPDES Support Projects	M	Stormwater	3	666,000			666,000	Prior funding was based on adoption of a stormwater fee.	3-165
Public Works Infrastructure Program	M	Transportation Network	3	2,639,000	2,639,000			\$436,000 recommended as Tier II	3-179
Unit 10 replace with a class 8 dump truck	L	Public Works	4	284,119	284,119			Recommended as Tier II	3-228
Unit 32 replace with a class 3 heavy duty truck	C	Public Works	4	61,916	61,916				3-228
Unit 39 replace with a class 5 dump truck	L	Public Works	4	94,210	94,210			Recommended as Tier II	3-228
Unit 45 replace with a utility van	C	Public Works	4	54,973	54,973				3-228
Unit 404 replace with a 14 passenger van	C	Community	4	90,050	90,050			Recommended as Tier II	3-228
Unit 712 replace with a class 2 utility van	C	Public Works	4	69,831	69,831				3-228
Unit 756 replace with a hybrid SUV	C	Public Works	4	50,814	50,814				3-228
Unit C-02 replace with a large public safety response vehicle	C	Public Safety	4	62,540	62,540				3-228
Unit R-03 Ambulance	L	Public Safety	4	353,843	353,843				3-228
Van 10 replacement passenger van	C	Schools	4	51,419	51,419				3-228

Town of Needham
Capital Improvement Plan
January 2021

**FY2022
Capital Budget
Funding Recommendations**

Title	Code*	Function	Cat*	2022 Department Request	Cash	Debt	Other	Note	Page
Van 9 replacement passenger van	C	Schools	4	51,419	51,419				3-228
Public Safety Building Project	NPU	Public Safety	5	1,700,000		1,700,000		Current project, request results from site conditions, Covid19 related expenses, and supplemental contingency. Current funding source debt within the levy limit.	3-238
General Fund				16,958,833	6,919,594	1,700,000	8,339,239		
Town Hall Clock Repairs	N	General	2	83,000	83,000			Historic designation	3-134
Athletic Facility Improvements (DeFazio Synthetic Track)	M	Community	3	166,000	166,000			Recreation designation	3-156
Athletic Facility Improvements (McCloud Field renovation design)	P	Community	3	45,000	45,000			Recreation designation	3-156
Town Common Historic Redesign and Beautification	M	Community	3	1,364,000	1,364,000			Historic designation	3-190
Walker Pond Improvements	N	Community	3	125,000	125,000			Open Space designation	3-197
Town Reservoir Sediment Removal	P	Stormwater	3	262,000	262,000			Open Space designation	3-204
Community Preservation Fund				2,045,000	2,045,000				
Sewer Main Greendale/Rte. 128 (Cheney to GPA)	M	Utilities	3	363,000	363,000				3-207
Unit 17 replace with a class 5 dump truck	L	Utilities	4	94,210	94,210				3-228
Unit 19 replace with a class 8 dump truck	L	Utilities	4	284,119	284,119				3-228
Unit 29 replace with a class 8 dump truck	L	Utilities	4	332,531	332,531				3-228
Sewer Enterprise Fund				1,073,860	1,073,860				

Town of Needham
Capital Improvement Plan
January 2021

**FY2022
Capital Budget
Funding Recommendations**

Title	Code*	Function	Cat*	2022 Department Request	Cash	Debt	Other	Note	Page
Water Distribution System Improvements (Rosemary)	M	Utilities	3	460,000	460,000			Design was funded in FY2020	3-217
Water Distribution System Improvements (South Street/Charles River to Chestnut)	M	Utilities	3	250,000	250,000			Design only, construction estimate is \$2.9M	3-217
Water Service Connections	MR	Utilities	3	1,000,000		1,000,000		Possible State Financing	3-222
Unit 25 replace with a class 4 work truck	L	Utilities	4	92,437	92,437				3-228
Unit 30 replace with a class 5 dump truck	L	Utilities	4	135,452	135,452				3-228
Unit 40 replace with a class 3 heavy duty truck	C	Utilities	4	78,745	78,745				3-228
Water Enterprise Fund				2,016,634	1,016,634	1,000,000			
Grand Total				22,094,327	11,055,088	2,700,000	8,339,239		

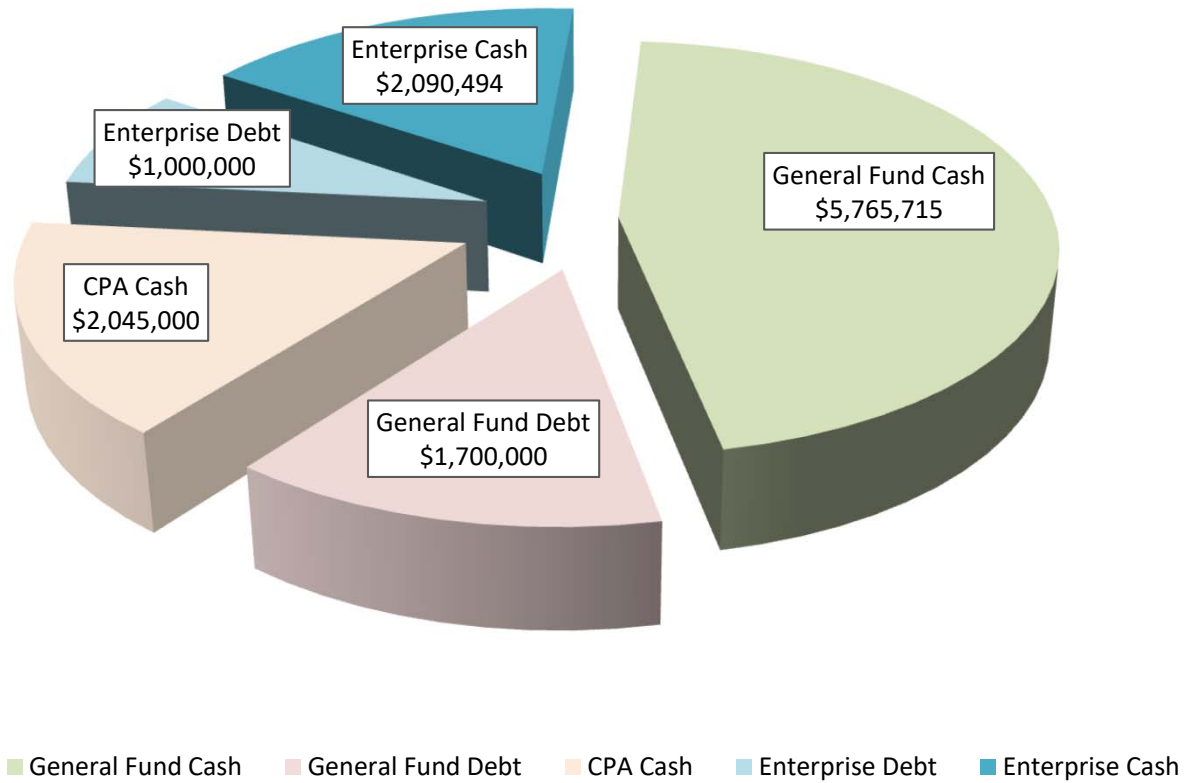
Code

- B = Funding may be considered under the operating budget/special warrant article
- C = Core Fleet
- D = Recommendation is deferred or on hold pending other actions
- E = Emergency approval
- F = Funded appropriation outside the capital plan
- G = Request may not qualify as capital submission
- L = Specialized Fleet Equipment
- I = Project submission is incomplete or waiting additional information
- M = Submission has been modified from previous submission
- N = New submission with this CIP
- P = Project request has appeared in previous CIP's
- Q = Request does not qualify as a capital submission
- R = Request is a regularly occurring capital expense
- S = No recommendation; under study
- U = Urgent request based on identified conditions

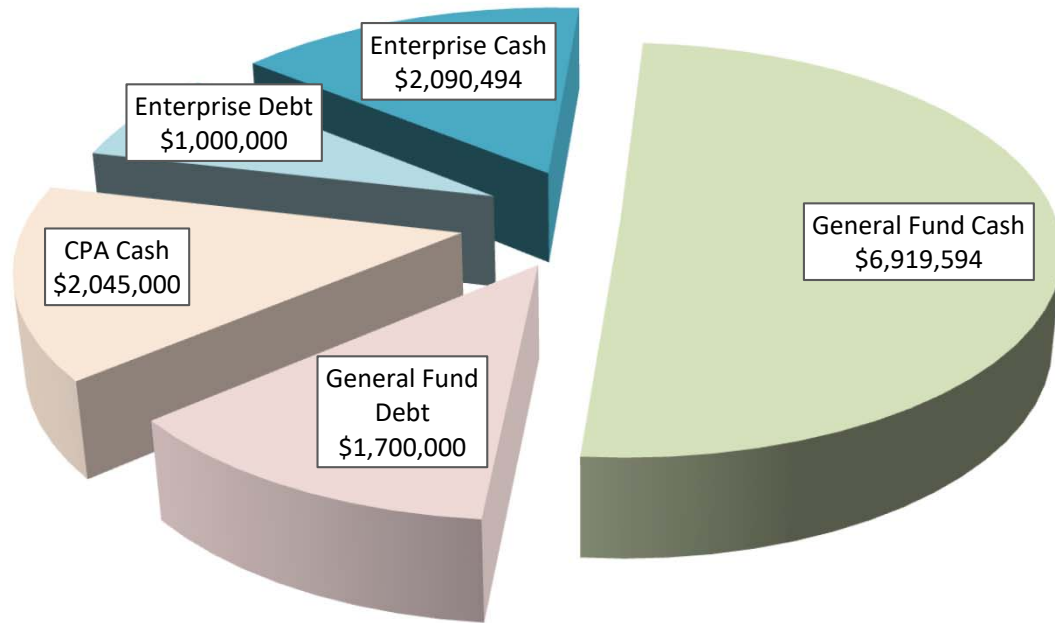
Cat (Category)

- 1 = Equipment or Technology
 - 2 = Building or Facility
 - 3 = Infrastructure
 - 4 = Fleet
 - 5 = Extraordinary
- Truck Classification**
- Class 1 = Smallest Pick-up Trucks 6,000 lbs.
 - Class 2 = Full Size or 1/2 Ton Pick-up Trucks 6K to 10K lbs. (ex Ford F150/F250)
 - Class 3 = Heavy Duty Pick-up Trucks 10K to 14K lbs. (ex Ford F350)
 - Class 4 = Medium Size Work Trucks 14K to 16K lbs. (ex Ford F450)
 - Class 5 = Medium Job Trucks 16K to 19.5K lbs. (ex Ford F550)
 - Class 6 = Medium to Large Trucks 19.5K to 26K (ex Ford F650)
 - Class 7 = Heavy Duty Trucks 26K to 33K (ex Ford F750) Requires Class B Commer
 - Class 8 = Largest Heavy Duty Trucks 33K lbs. or more (specialized equipment)

**FY2022
Proposed Capital by Funding Source
Tier I Only**

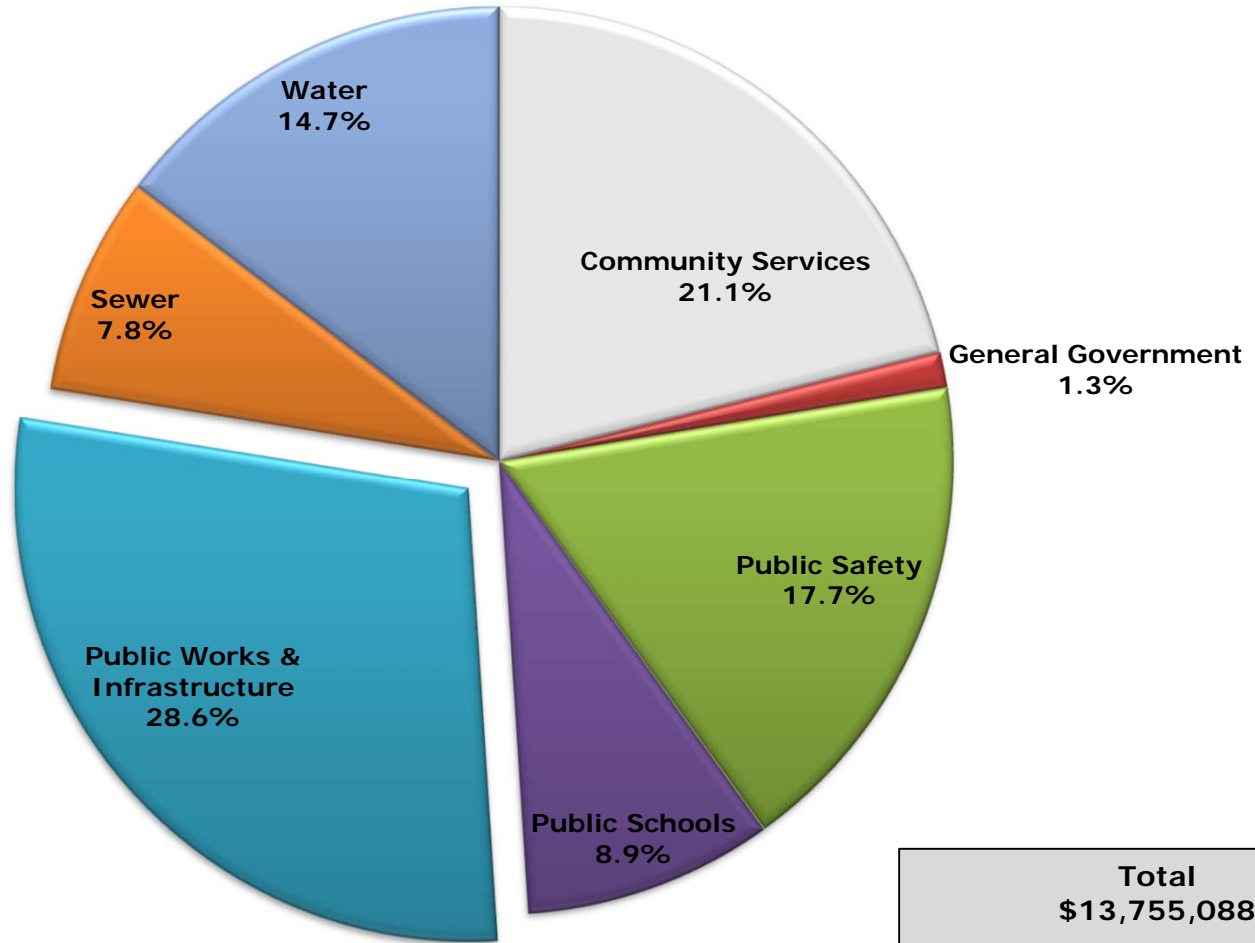


**FY2022
Proposed Capital by Funding Source
Tier I & II**



■ General Fund Cash ■ General Fund Debt ■ CPA Cash ■ Enterprise Debt ■ Enterprise Cash

**FY2022 Proposed Capital by Function
Tier I & II**



FY2023
Capital Project Requests
Preliminary Tier One Recommendations

Title	Code*	Department	Function	Cat*	Department Request	Recommended Tier 1	Cash	Debt	TBD	Page
Library Technology	M	Library	Community	1	26,280	26,280	26,280			3-053
Permanent Message Boards	P	Engineering	Community	1	58,000	58,000	58,000			3-060
Center at the Heights Generator Installation	MS	COA	Community	2	37,500	37,500	37,500			3-099
Center at the Heights Space Utilization Study	PB	COA	Community	2	75,000	75,000	75,000			3-102
Outdoor Basketball Courts	M	Recreation	Community	3	50,000	50,000	50,000			3-141
Passive Recreation Improvements (Dwight Field/Charles River Center)	M	Parks	Community	3	39,000				39,000	3-176
Open Space Acquisitions	PI	Recreation	Community	5	1,000,000				1,000,000	3-149
GIS Technology Systems	P	ITC	General	1	120,000	120,000	120,000			3-007
Town Offices Replacement Furniture	P	Manager	General	1	25,000	25,000	25,000			3-001
Hillside School Boiler Installation	M	Bldg. Maint	General	2	235,000	235,000	235,000			3-135
Replace Unit 452 2013 Ford Taurus	C	Assessing	General	4	35,758	35,758	35,758			3-230
Personal Protective Equipment	M	Fire	Public Safety	1	45,525	45,525	45,525			3-024
Public Safety Mobile Devices	P	Police	Public Safety	1	50,000	50,000	50,000			3-008
Replace Unit C-06 2015 Ford F350	C	Fire	Public Safety	4	68,750	68,750	68,750			3-230
Public Works Mobile Devices	P	Admin	Public Works	1	50,000	50,000	50,000			3-009
Recycling and Transfer Station Property Improvements	M	Solid Waste	Public Works	3	124,500	124,500	124,500			3-128
Replace Unit 108 2011 Trackless Tractor	LS	Highway	Public Works	4	184,821	184,821	184,821			3-230

Town of Needham
Capital Improvement Plan
January 2021

**FY2023
Capital Project Requests
Preliminary Tier One Recommendations**

Title	Code*	Department	Function	Cat*	Department Request	Recommended Tier 1	Cash	Debt	TBD	Page
Replace Unit 112 2011 Prinoth (Sidewalk Tractor)	LS	Highway	Public Works	4	229,613	229,613	229,613			3-230
Replace Unit 254 2013 Bandit Brush Chipper	L	Parks	Public Works	4	68,317	68,317	68,317			3-230
Replace Unit 3 2012 Ford F450	L	Fleet	Public Works	4	75,910	75,910	75,910			3-230
Replace Unit 350 2010 John Deere Loader	L	Parks	Public Works	4	64,971	64,971	64,971			3-230
Replace Unit 5 2011 International 7400 Dump Truck	L	Solid Waste	Public Works	4	230,918	230,918	230,918			3-230
Replace Unit 700 2012 Ford Econ Van E250	C	Bldg. Maint	Public Works	4	45,239	45,239	45,239			3-230
Replace Unit 91 2000 CONSTRUCTION SCALP TRUCK	L	Solid Waste	Public Works	4	138,301	138,301	138,301			3-230
School Copiers	RM	Schools	Schools	1	50,738	50,738	50,738			3-030
School Furniture	R	Schools	Schools	1	25,000	25,000	25,000			3-036
School Technology	RM	Schools	Schools	1	437,000	437,000	437,000			3-042
Emery Grover Roof Replacement	MS	Schools	Schools	2	19,000				19,000	3-106
Emery Grover Window Replacement	MS	Schools	Schools	2	34,200				34,200	3-103
Pollard School Air Conditioning Upgrade	M	Schools	Schools	2	107,000	1,311,000		1,311,000		3-118
Pollard School Locker Room Retrofit	M	Schools	Schools	2	653,000	653,000	653,000			3-121
Replace Unit Bus 2 2017 Blue Bird 202 School Bus	L	Schools	Schools	4	99,785	99,785	99,785			3-230
Renovate/Reconstruct Emery Grover Building at Highland Avenue Location (Option #3)	M	Schools	Schools	5	25,620,128				25,620,128	3-070
NPDES Support Projects	M	Engineering	Stormwater	3	688,000	688,000	688,000			3-168

Town of Needham
 Capital Improvement Plan
 January 2021

FY2023
Capital Project Requests
Preliminary Tier One Recommendations

Title	Code*	Department	Function	Cat*	Department Request	Recommended Tier 1	Cash	Debt	TBD	Page
Public Works Infrastructure Program	M	Highway	Transportation Network	3	3,233,000	2,655,000	2,655,000		578,000	3-182
Traffic Improvements	P	Engineering	Transportation Network	3	50,000	50,000	50,000			3-192
Energy Efficiency Upgrade Improvements	P	Various	Utilities	2	100,000	100,000	100,000			3-109
TOTAL					34,195,254	8,108,926	6,797,926	1,311,000	27,290,328	

FY2023
Capital Project Requests
Preliminary Tier One Recommendations

Title	Code*	Department	Function	Cat*	Department Request	Recommended Tier 1	Cash	Debt	TBD	Page
Community Preservation Fund										
Walker Pond Improvements	N	Parks	Community	3	356,000	356,000	356,000			3-197
Athletic Facility Improvements (Broadmeadow & Eliot Fields renovation designs)	P	Parks	Community	3	107,000	107,000	107,000			3-159
Athletic Facility Improvements (Claxton Field Lighting Installation)	M	Parks	Community	3	758,000	758,000	758,000			3-158
Athletic Facility Improvements (Claxton Softball Field Skin construction)	M	Parks	Community	3	250,000	250,000	250,000			3-158
Drain System Improvements	P	Sewer	Stormwater	3	2,070,000	2,070,000	2,070,000			3-204
TOTAL					3,541,000	3,541,000	3,541,000			
Sewer Enterprise										
Sewer Main Greendale/Rte. 128 (Cheney to GPA)	M	Sewer	Utilities	3	2,018,250	2,018,250	1,018,250	1,000,000		3-207
Cooks Bridge Sewer Pump Station	M	Sewer	Utilities	3	357,000				357,000	3-201
Replace Unit 11 2013 Ford Explorer	C	Sewer	Utilities	4	38,851	38,851	38,851			3-230
Replace Unit 37 2010 International 7500 Vactor	L	Sewer	Utilities	4	398,030	398,030	398,030			3-230
TOTAL					2,812,131	2,455,131	1,455,131	1,000,000	357,000	

FY2023
Capital Project Requests
Preliminary Tier One Recommendations

Title	Code*	Department	Function	Cat*	Department Request	Recommended Tier 1	Cash	Debt	TBD	Page
Water Enterprise										
Water Distribution System Improvements (South Street - CR to Chestnut)	M	Water	Utilities	3	2,900,000	2,900,000			2,900,000	3-218
Water Supply Development	M	Water	Utilities	3	464,000				464,000	3-224
Replace Unit 164 2008 Atlas Copco Trailer (Generator)	L	Water	Utilities	4	34,592	34,592			34,592	3-230
TOTAL					3,398,592	2,934,592			3,398,592	
FY2023 Grand Total					43,946,977	17,039,649	11,794,057	2,311,000	31,045,920	

Town of Needham
Capital Improvement Plan
January 2021

FY2024
Capital Project Requests
Preliminary Tier One Recommendations

Title	Code*	Department	Function	Cat*	Department Request	Recommended Tier 1	Cash	Debt	TBD	Page
Library Technology	M	Library	Community	1	36,500	36,500	36,500			3-053
Permanent Message Boards	P	Engineering	Community	1	60,000	60,000	60,000			3-060
Video Projection Equipment Rosemary Recreation Complex	P	HHS	Community	1	55,000	55,000	55,000			3-011
Center at the Heights Generator Installation	MS	COA	Community	2	250,000	250,000	250,000			3-099
Cricket Field Building Improvements	PS	Recreation	Community	2	180,000				180,000	3-096
Athletic Facility Improvements (Fencing)	P	Parks	Community	3	290,000	290,000	290,000			3-160
Outdoor Basketball Courts	M	Recreation	Community	3	250,000	250,000	250,000			3-141
Passive Recreation Improvements (Dwight Field/Charles River Center)	M	Parks	Community	3	389,000				389,000	3-176
Public Playgrounds	M	Recreation	Community	3	25,000				25,000	3-146
Open Space Acquisitions	PI	Recreation	Community	5	1,000,000				1,000,000	3-149
Town Building Switchings	M	ITC	General	1	90,000	90,000	90,000			3-010
Wireless Hardware Infrastructure	P	ITC	General	1	175,000	175,000	175,000			3-012
Personal Protective Equipment	M	Fire	Public Safety	1	47,802	47,802	47,802			3-024
Replace Unit 453 2016 Ford Focus	C	Building	Public Safety	4	35,441	35,441	35,441			3-232
Replace Unit 454 2014 Ford Fusion	C	Building	Public Safety	4	35,441	35,441	35,441			3-232
Replace Unit 455 2016 Ford Focus	C	Building	Public Safety	4	35,441	35,441	35,441			3-232
Replace Unit 456 1014 Ford Fusion	C	Building	Public Safety	4	35,441	35,441	35,441			3-232

Town of Needham
Capital Improvement Plan
January 2021

FY2024
Capital Project Requests
Preliminary Tier One Recommendations

Title	Code*	Department	Function	Cat*	Department Request	Recommended Tier 1	Cash	Debt	TBD	Page
Replace Unit L-01 2004 Sutphen Quint Ladder Truck	L	Fire	Public Safety	4	1,839,671	1,839,671		1,839,671		3-232
Fleet Refurbishment	PB	Fleet	Public Works	1	150,000				150,000	3-057
Recycling and Transfer Station Property Improvements	M	Solid Waste	Public Works	3	129,000	129,000	129,000			3-128
Replace Unit 713 2012 Ford F450 Dump Truck	L	Bldg. Maint	Public Works	4	78,567	78,567	78,567			3-232
Replace Unit 9 2012 INTERNATIONAL 7400 Dump Truck	L	Highway	Public Works	4	268,830	268,830	268,830			3-232
School Copiers	RM	Schools	Schools	1	34,656	34,656	34,656			3-030
School Furniture	R	Schools	Schools	1	25,000	25,000	25,000			3-036
School Technology	RM	Schools	Schools	1	460,750	460,750	460,750			3-042
Emery Grover Roof Replacement	MS	Schools	Schools	2	239,000				239,000	3-106
Emery Grover Window Replacement	MS	Schools	Schools	2	394,000				394,000	3-103
Facility Assessment for Sustainable Building Management	P	Schools	Schools	2	50,000	50,000	50,000			3-115
Pollard School Air Conditioning Upgrade	M	Schools	Schools	2	1,204,000				1,204,000	3-118
Replace Unit Bus 1 2017 Blue Bird 202 School Bus	C	Schools	Schools	4	103,277	103,277	103,277			3-232
High Rock Reconfigure as K-5 Elementary School	N	Schools	Schools	5	315,500				315,500	3-077
Mitchell Elementary School (new building)	M	Schools	Schools	5	74,596,900				74,596,900	3-088
Pollard School Renovation/Expansion as 6-8 Middle School	M	Schools	Schools	5	172,300,300				172,300,300	3-083
NPDES Support Projects	M	Engineering	Stormwater	3	712,000	712,000	712,000			3-180

Town of Needham
Capital Improvement Plan
January 2021

**FY2024
Capital Project Requests
Preliminary Tier One Recommendations**

Title	Code*	Department	Function	Cat*	Department Request	Recommended Tier 1	Cash	Debt	TBD	Page
Public Works Infrastructure Program	M	Highway	Transportation Network	3	3,445,000	3,186,000	3,186,000		259,000	3-184
Traffic Improvements	P	Engineering	Transportation Network	3	50,000	50,000	50,000			3-192
Energy Efficiency Upgrade Improvements	P	Various	Utilities	2	100,000	100,000	100,000			3-109
TOTAL				5	259,486,517	8,433,817	6,594,146	1,839,671	251,052,700	
Community Preservation Fund										
Athletic Facility Improvements (McCloud Field renovation construction)	M	Parks	Community	3	466,000	466,000	466,000			3-160
TOTAL					466,000	466,000	466,000			
Sewer Enterprise										
Replace Unit 103 2012 John Deere Backhoe	L	Sewer	Utilities	4	139,768	139,768	139,768			3-232
TOTAL					139,768	139,768	139,768			
Water Enterprise										
Water Supply Development	M	Water	Utilities	3	1,350,000				1,350,000	3-224
Water Distribution System Improvements (Mills/Sachem) (Mayo Ave - Harris Ave to GPA)	M	Water	Utilities	3	45,000	45,000	45,000			3-219
TOTAL					1,395,000	45,000	45,000		1,350,000	
FY2024 Grand Total					261,487,285	9,084,585	7,244,914	1,839,671	252,402,700	

**FY2025
 Capital Project Requests
 Preliminary Tier One Recommendations**

Title	Code*	Department	Function	Cat*	Department Request	Recommended Tier 1	Cash	Debt	TBD	Page
Permanent Message Boards	P	Engineering	Community	1	62,000	62,000	62,000			3-060
Cricket Field Building Improvements	PS	Recreation	Community	2	1,000,000				1,000,000	3-096
Athletic Fields Master Plan	G	Recreation	Community	3	75,000				75,000	3-139
Outdoor Basketball Courts	M	Recreation	Community	3	50,000				50,000	3-141
Public Playgrounds	M	Recreation	Community	3	250,000				250,000	3-146
Open Space Acquisitions	PI	Recreation	Community	5	1,000,000				1,000,000	3-149
Data Center Servers	M	ITC	General	1	600,000	600,000	600,000			3-013
Town Building Security and Traffic Cameras	PIS	Police	General	1	350,000				350,000	3-018
Town Offices Replacement Furniture	P	Manager	General	1	25,000	25,000	25,000			3-003
Replace Unit 440 2017 Ford Explorer	L	ITC	General	4	38,305	38,305	38,305			3-234
Personal Protective Equipment	M	Fire	Public Safety	1	50,192	50,192	50,192			3-024
Taser Replacement	N	Police	Public Safety	1	35,000	35,000	35,000			3-019
Replace Unit C-01 2017 Ford Explorer	C	Fire	Public Safety	4	62,924	62,924	62,924			3-234
Replace Unit C-43 2017 Ford Escape	C	Fire	Public Safety	4	51,234	51,234	51,234			3-234
Replace Unit E-04 2005 E-One Cyclone II fire Truck	L	Fire	Public Safety	4	900,004	900,004		900,004		3-234
Replace Unit R-01 2016 Ford E450 Ambulance	L	Fire	Public Safety	4	392,312	392,312	392,312			3-234
Replace Unit 111 2013 Trackless Sidewalk Plow Tractor	LS	Highway	Public Works	4	192,456	192,456	192,456			3-234

Town of Needham
Capital Improvement Plan
January 2021

**FY2025
Capital Project Requests
Preliminary Tier One Recommendations**

Title	Code*	Department	Function	Cat*	Department Request	Recommended Tier 1	Cash	Debt	TBD	Page
Replace Unit 61 2013 Genie Forklift	L	Solid Waste	Public Works	4	90,754	90,754	90,754			3-234
Replace Unit 66 Ford F550	L	Highway	Public Works	4	100,793	100,793	100,793			3-234
Replace Unit 701 2014 Ford F250	C	Bldg. Maint	Public Works	4	44,950	44,950	44,950			3-234
Replace Unit 72 2015 Ford F550 Chip Box	L	Parks	Public Works	4	92,390	92,390	92,390			3-234
Replace Unit 93 2015 McCloskey Brothers Trommel Screener	L	Solid Waste	Public Works	4	138,841	138,841	138,841			3-234
School Copiers	RM	Schools	Schools	1	71,722	71,722	71,722			3-030
School Furniture	R	Schools	Schools	1	25,000	25,000	25,000			3-036
School Technology	RM	Schools	Schools	1	581,150	581,150	581,150			3-042
Facility Assessment for Sustainable Building Management	P	Schools	Schools	2	50,000	50,000	50,000			3-115
Replace Unit Van 11 2018 Ford Transit Passenger Van	C	Schools	Schools	4	57,009	57,009	57,009			3-234
Replace Unit Van 12 2018 Ford Transit Passenger Van	C	Schools	Schools	4	57,009	57,009	57,009			3-234
NPDES Support Projects	M	Engineering	Stormwater	3	735,000	735,000	735,000			3-172
Public Works Infrastructure Program	M	Highway	Transportation Network	3	3,448,000	3,448,000	3,448,000			3-186
Traffic Improvements	P	Engineering	Transportation Network	3	50,000	50,000	50,000			3-192
Energy Efficiency Upgrade Improvements	P	Various	Utilities	2	100,000	100,000	100,000			3-109
TOTAL				5	10,777,045	8,052,045	7,152,041	900,004	2,725,000	

**FY2025
 Capital Project Requests
 Preliminary Tier One Recommendations**

Title	Code*	Department	Function	Cat*	Department Request	Recommended Tier 1	Cash	Debt	TBD	Page
Community Preservation Fund										
Athletic Facility Improvements (Broadmeadow & Eliot School Fields renovations)	M	Parks	Community	3	1,121,000	1,121,000	1,121,000			3-162
TOTAL					1,121,000	1,121,000	1,121,000			
Sewer Enterprise										
Sewer Main Greendale/Rte. 128 (Cheney to GPA)	M	Sewer	Utilities	3	9,315,000	9,315,000	1,315,000	8,000,000		3-207
TOTAL					9,315,000	9,315,000	1,315,000	8,000,000		
Water Enterprise										
Water Distribution System Improvements (Kingsbury Street - Oakland Avenue to Webster)	M	Water	Utilities	3	112,500	112,500			112,500	3-220
Water Distribution System Improvements (Mills/Sachem) (Mayo Ave - Harris Ave to GPA)	M	Water	Utilities	3	434,000	434,000			434,000	3-220
Replace Unit 160 2013 Wach Utility Trailer Vac	L	Water	Utilities	4	67,654	67,654			67,654	3-234
TOTAL					614,154	614,154			614,154	
FY2025 Grand Total					21,827,199	19,102,199	9,588,041	8,900,004	3,339,154	

Town of Needham
Capital Improvement Plan
January 2021

**FY2026
Capital Project Requests
Preliminary Tier One Recommendations**

Title	Code*	Department	Function	Cat*	Department Request	Recommended Tier 1	Cash	Debt	TBD	Page
Permanent Message Boards	P	Engineering	Community	1	64,000	64,000	64,000			3-060
Outdoor Basketball Courts	M	Recreation	Community	3	550,000	550,000	550,000			3-141
Open Space Acquisitions	PI	Recreation	Community	5	1,000,000				1,000,000	3-149
Data Center Servers	M	ITC	General	1	750,000	750,000	750,000			3-013
Personal Protective Equipment	M	Fire	Public Safety	1	52,701	52,701	52,701			3-024
Replace Unit R-02 2017 Ford E450 Ambulance	L	Fire	Public Safety	4	406,043	406,043	406,043			3-236
Replace Unit 104 2016 Volvo Front End Loader	L	Solid Waste	Public Works	4	302,274	302,274	302,274			3-236
Replace Unit 116 2014 Prinoth Sidewalk Plow	LS	Highway	Public Works	4	199,631	199,631	199,631			3-236
Replace Unit 41 2016 Ford F250 Truck	C	Parks	Public Works	4	46,524	46,524	46,524			3-236
Replace Unit 42 2014 International 7400	L	Solid Waste	Public Works	4	256,023	256,023	256,023			3-236
Replace Unit 50 2016 Ford F250 Truck	C	Parks	Public Works	4	48,943	48,943	48,943			3-236
Replace Unit 703 2015 Ford Transit Van	C	Bldg. Maint	Public Works	4	31,572	31,572	31,572			3-236
Replace Unit 708 2016 Ford Transit Van	C	Bldg. Maint	Public Works	4	35,828	35,828	35,828			3-236
Replace Unit 73 2016 Ford F450 Truck	L	Parks	Public Works	4	78,424	78,424	78,424			3-236
Replace Unit 74 2016 Ford F450 Dump	L	Parks	Public Works	4	129,197	129,197	129,197			3-236
Replace Unit 75 2016 Ford F450 Truck	L	Parks	Public Works	4	78,424	78,424	78,424			3-236
Replace Unit 8 2014 International 7400	L	Highway	Public Works	4	242,381	242,381	242,381			3-236

Town of Needham
 Capital Improvement Plan
 January 2021

FY2026
Capital Project Requests
Preliminary Tier One Recommendations

Title	Code*	Department	Function	Cat*	Department Request	Recommended Tier 1	Cash	Debt	TBD	Page
School Copiers	RM	Schools	Schools	1	82,787	82,787	82,787			3-030
School Furniture	R	Schools	Schools	1	25,000	25,000	25,000			3-036
School Technology	RM	Schools	Schools	1	577,875	577,875	577,875			3-042
Replace Unit Van 4 2019 Ford E150 Van	C	Schools	Schools	4	59,004	59,004	59,004			3-236
Replace Unit Van 5 2019 Ford E150 Van	C	Schools	Schools	4	59,004	59,004	59,004			3-236
NPDES Support Projects	N	Engineering	Stormwater	3	760,000	760,000	760,000			3-174
Public Works Infrastructure Program	N	Highway	Transportation Network	3	2,103,000	3,448,000	3,448,000			3-188
Traffic Improvements	P	Engineering	Transportation Network	3	50,000	50,000	50,000			3-192
Energy Efficiency Upgrade Improvements	P	Various	Utilities	2	100,000	100,000	100,000			3-109
TOTAL					8,088,635	8,433,635	8,433,635		1,000,000	
Sewer Enterprise										
Replace Unit 16 2014 Freightliner Box Truck	L	Sewer	Utilities	4	243,478	243,478	243,478			3-236
TOTAL					243,478	243,478	243,478			

FY2026
Capital Project Requests
Preliminary Tier One Recommendations

Title	Code*	Department	Function	Cat*	Department Request	Recommended Tier 1	Cash	Debt	TBD	Page
Water Enterprise										
Water Distribution System Improvements (Kingsbury Street - Oakland Ave to Webster)	N	Water	Utilities	3	508,500	508,500	508,500			3-221
Water Distribution System Improvements (Oakland Ave - May Street to Highland)	N	Water	Utilities	3	350,000	350,000	350,000			3-221
Replace Unit 21 2016 Ford F250 Truck	C	Water	Utilities	4	43,942	43,942	43,942			3-236
Replace Unit 156 2011 Baker Robinson 10" Water Pump Trailer	L	Water	Utilities	4	101,518	101,518	101,518			3-236
TOTAL					1,003,960	1,003,960	1,003,960			
FY2026 Grand Total					9,336,073	9,681,073	9,681,073		1,000,000	

Code

B = Funding may be considered under the operating budget/special warrant article
C = Core Fleet
D = Recommendation is deferred or on hold pending other actions
E = Emergency approval
F = Funded appropriation outside the capital plan
G = Request may not qualify as capital submission
L = Specialized Fleet Equipment
I = Project submission is incomplete or waiting additional information
M = Submission has been modified from previous submission
N = New submission with this CIP
P = Project request has appeared in previous CIP's
Q = Request does not qualify as a capital submission
R = Request is a regularly occurring capital expense
S = No recommendation; under study
U = Urgent request based on identified conditions

Cat (Category)

1 = Equipment or Technology
2 = Building or Facility
3 = Infrastructure
4 = Fleet
5 = Extraordinary

Truck Classification

Class 1 = Smallest Pick-up Trucks 6,000 lbs.
Class 2 = Full Size or 1/2 Ton Pick-up Trucks 6K to 10K lbs. (ex Ford F150 and F250)
Class 3 = Heavy Duty Pick-up Trucks 10K to 14K lbs. (ex Ford F350)
Class 4 = Medium Size Work Trucks 14K to 16K lbs. (ex Ford F450)
Class 5 = Medium Job Trucks 16K to 19.5K lbs. (ex Ford F550)
Class 6 = Medium to Large Trucks 19.5K to 26K (ex Ford F650)
Class 7 = Heavy Duty Trucks 26K to 33K (ex Ford F750) Requires Class B Commercial
Class 8 = Largest Heavy Duty Trucks 33K lbs. or more (specialized equipment)

**Preliminary Tier One Recommendations
FY2022 - FY2026**

Title	Code*	Function	Cat*	FY2022 Department Request	FY2022 Recommended Tier 1	FY2023 Department Request	FY2023 Recommended Tier 1	FY2024 Department Request	FY2024 Recommended Tier 1	FY2025 Department Request	FY2025 Recommended Tier 1	FY2026 Department Request	FY2026 Recommended Tier 1	Recommended	Cash	Debt	Other	Page
Town Offices Replacement Furniture	P	General	1			25,000	25,000							25,000	25,000			3-001
Town Offices Replacement Furniture	P	General	1							25,000	25,000			25,000	25,000			3-003
Public Safety Mobile Devices	P	Public Safety	1	50,000	50,000									50,000	50,000			3-005
Town Internet Control, Analysis and Reporting	P	General	1	75,000	75,000									75,000	75,000			3-006
GIS Technology Systems	P	General	1			120,000	120,000							120,000	120,000			3-007
Public Safety Mobile Devices	P	Public Safety	1			50,000	50,000							50,000	50,000			3-008
Public Works Mobile Devices	P	Public Works	1			50,000	50,000							50,000	50,000			3-009
Town Building Switchings	M	General	1					90,000	90,000					90,000	90,000			3-010
Video Projection Equipment Rosemary Recreation Complex	P	Community	1					55,000	55,000					55,000	55,000			3-011
Wireless Hardware Infrastructure	P	General	1					175,000	175,000					175,000	175,000			3-012
Data Center Servers	M	General	1							600,000	600,000	750,000	750,000	1,350,000	1,350,000			3-013
Town Building Security and Traffic Cameras	PIS	General	1							350,000								3-018
Taser Replacement	N	Public Safety	1							35,000	35,000			35,000	35,000			3-019
LIFEPAK 15 V4 Monitor/Defibrillator	N	Public Safety	1	30,577	30,577									30,577	30,577			3-020
Personal Protective Equipment	M	Public Safety	1	43,358	43,358	45,525	45,525	47,802	47,802	50,192	50,192	52,701	52,701	239,578	239,578			3-024
Self Contained Breathing Apparatus	N	Public Safety	1	192,120	192,120									192,120	192,120			3-022
School Copiers	RM	Schools	1	61,264	61,264	50,738	50,738	34,656	34,656	71,722	71,722	82,787	82,787	301,167	301,167			3-030
School Furniture	R	Schools	1	25,000		25,000	25,000	25,000	25,000	25,000	25,000	25,000	25,000	100,000	100,000			3-036
School Technology	RM	Schools	1	479,650	479,650	437,000	437,000	460,750	460,750	581,150	581,150	577,875	577,875	2,536,425	2,536,425			3-042
Permanent Message Boards	P	Community	1	56,000		58,000	58,000	60,000	60,000	62,000	62,000	64,000	64,000	244,000	244,000			3-060
Fleet Refurbishment	PB	Public Works	1	150,000				150,000										3-057
Specialty Equipment - Unit 334 Specialty Mower (PF)	P	Public Works	1	38,000	38,000									38,000	38,000			3-066
Library Technology	M	Community	1	48,500		26,280	26,280	36,500	36,500					62,780	62,780			3-053
Equipment & Technology			1	1,249,469	969,969	887,543	887,543	1,134,708	984,708	1,800,064	1,450,064	1,552,363	1,552,363	5,844,647	5,844,647			

**Preliminary Tier One Recommendations
FY2022 - FY2026**

Title	Code*	Function	Cat*	FY2022 Department Request	FY2022 Recommended Tier 1	FY2023 Department Request	FY2023 Recommended Tier 1	FY2024 Department Request	FY2024 Recommended Tier 1	FY2025 Department Request	FY2025 Recommended Tier 1	FY2026 Department Request	FY2026 Recommended Tier 1	Recommended	Cash	Debt	Other	Page
Broadmeadow School Technology Room Conversion	M	Schools	2	213,100	213,100									213,100	213,100			3-067
Needs Assessment of Pollard, Newman and NHS Auditorium Theatrical Sound and Lighting Systems	P	Schools	2	60,000														3-075
Pollard School Feasibility Study	N	Schools	2	280,000	280,000									280,000	280,000			3-080
Energy Efficiency Upgrade Improvements	P	Utilities	2	100,000	100,000	100,000	100,000	100,000	100,000	100,000	100,000	100,000	100,000	500,000	500,000			3-109
Hillside School Boiler Installation	M	General	2	16,000	16,000	235,000	235,000							251,000	251,000			3-135
Ridge Hill Building Demolition	GMU	General	2	885,000	746,891									746,891	746,891			3-127
Town Hall Clock Repairs	N	General	2	83,000	83,000									83,000		83,000		3-134
Center at the Heights Generator Installation	MS	Community	2			37,500	37,500	250,000	250,000					287,500	287,500			3-099
Center at the Heights Space Utilization Study	PB	Community	2			75,000	75,000							75,000	75,000			3-102
Emery Grover Roof Replacement	MS	Schools	2			19,000		239,000										3-106
Emery Grover Window Replacement	MS	Schools	2			34,200		394,000										3-103
Pollard School Air Conditioning Upgrade	M	Schools	2			107,000	1,311,000	1,204,000						1,311,000		1,311,000		3-118
Pollard School Locker Room Retrofit	M	Schools	2			653,000	653,000							653,000	653,000			3-121
Facility Assessment for Sustainable Building Management	P	Schools	2					50,000	50,000	50,000	50,000			100,000	100,000			3-115
Cricket Field Building Improvements	PS	Community	2					180,000		1,000,000								3-096
Library Materials Handler	PS	Community	2	100,000														3-095
Library Space Planning	P	Community	2	60,000														3-093
Buildings & Facilities			2	1,797,100	1,438,991	1,260,700	2,411,500	2,417,000	400,000	1,150,000	150,000	100,000	100,000	4,500,491	3,106,491	1,311,000	83,000	
NPDES Support Projects	M	Stormwater	3	666,000														3-165
Traffic Improvements	P	Transportation Network	3			50,000	50,000	50,000	50,000	50,000	50,000	50,000	50,000	200,000	200,000			3-192
NPDES Support Projects	M	Stormwater	3			688,000	688,000							688,000			688,000	3-168
NPDES Support Projects	M	Stormwater	3					712,000	712,000					712,000			712,000	3-180

Preliminary Tier One Recommendations
FY2022 - FY2026

Title	Code*	Function	Cat*	FY2022 Department Request	FY2022 Recommended Tier 1	FY2023 Department Request	FY2023 Recommended Tier 1	FY2024 Department Request	FY2024 Recommended Tier 1	FY2025 Department Request	FY2025 Recommended Tier 1	FY2026 Department Request	FY2026 Recommended Tier 1	Recommended	Cash	Debt	Other	Page
NPDES Support Projects	M	Stormwater	3							735,000	735,000			735,000			735,000	3-172
NPDES Support Projects	N	Stormwater	3									760,000	760,000	760,000			760,000	3-174
Public Works Infrastructure Program	M	Transportation Network	3	2,639,000	2,203,000									2,203,000	2,203,000			3-179
Public Works Infrastructure Program	M	Transportation Network	3			3,233,000	2,655,000							2,655,000	2,655,000			3-182
Public Works Infrastructure Program	M	Transportation Network	3					3,445,000	3,186,000					3,186,000	3,186,000			3-184
Public Works Infrastructure Program	M	Transportation Network	3							3,448,000	3,448,000			3,448,000	3,448,000			3-186
Public Works Infrastructure Program	N	Transportation Network	3									2,103,000	3,448,000	3,448,000	3,448,000			3-188
Athletic Facility Improvements (DeFazio Synthetic Track)	M	Community	3	166,000	166,000									166,000			166,000	3-156
Athletic Facility Improvements (McCloud Field renovation design)	P	Community	3	45,000	45,000									45,000			45,000	3-156
Town Common Historic Redesign and Beautification	M	Community	3	1,364,000	1,364,000									1,364,000			1,364,000	3-190
Walker Pond Improvements	N	Community	3	125,000	125,000	356,000	356,000							481,000			481,000	3-197
Athletic Facility Improvements (Broadmeadow & Eliot Fields renovation designs)	P	Community	3			107,000	107,000							107,000			107,000	3-159
Athletic Facility Improvements (Claxton Field Lighting Installation)	M	Community	3			758,000	758,000							758,000			758,000	3-158
Athletic Facility Improvements (Claxton Softball Field Skin construction)	M	Community	3			250,000	250,000							250,000			250,000	3-158
Passive Recreation Improvements (Dwight Field/Charles River Center)	M	Community	3			39,000		389,000										3-176
Athletic Facility Improvements (Fencing)	P	Community	3					290,000	290,000					290,000	290,000			3-160
Athletic Facility Improvements (McCloud Field renovation construction)	M	Community	3					466,000	466,000					466,000			466,000	3-160
Athletic Facility Improvements (Broadmeadow & Eliot School Fields renovations)	M	Community	3							1,121,000	1,121,000			1,121,000			1,121,000	3-162
Athletic Facility Improvements (Asa Small Field Renovations)	N	Community	3															3-164
Recycling and Transfer Station Property Improvements	M	Public Works	3	480,000	480,000	124,500	124,500	129,000	129,000					733,500	733,500			3-128
Boat Launch on Charles River	I	Community	3															3-138
Public Playgrounds	M	Community	3					25,000		250,000								3-146

Preliminary Tier One Recommendations
FY2022 - FY2026

Title	Code*	Function	Cat*	FY2022 Department Request	FY2022 Recommended Tier 1	FY2023 Department Request	FY2023 Recommended Tier 1	FY2024 Department Request	FY2024 Recommended Tier 1	FY2025 Department Request	FY2025 Recommended Tier 1	FY2026 Department Request	FY2026 Recommended Tier 1	Recommended	Cash	Debt	Other	Page
Outdoor Basketball Courts	M	Community	3			50,000	50,000	250,000	250,000	50,000		550,000	550,000	850,000	850,000			3-141
Athletic Fields Master Plan	G	Community	3							75,000								3-139
Infrastructure & Land			3	5,485,000	4,383,000	5,655,500	5,038,500	5,756,000	5,083,000	5,729,000	5,354,000	3,463,000	4,808,000	24,666,500	17,013,500		7,653,000	
Replace Unit 3 2012 Ford F450	L	Public Works	4			75,910	75,910							75,910	75,910			3-230
Replace Unit 5 2011 International 7400 Dump Truck	L	Public Works	4			230,918	230,918							230,918	230,918			3-230
Replace Unit 8 2014 International 7400	L	Public Works	4									242,381	242,381	242,381	242,381			3-236
Replace Unit 9 2012 INTERNATIONAL 7400 Dump Truck	L	Public Works	4					268,830	268,830					268,830	268,830			3-232
Replace Unit 10 2010 International 7400 Dump Truck	L	Public Works	4	284,119														3-228
Replace Unit 32 2012 Ford F350	C	Public Works	4	61,916	61,916									61,916	61,916			3-228
Replace Unit 39 2012 Ford F550 Dump Truck	L	Public Works	4	94,210														3-228
Replace Unit 41 2016 Ford F250 Truck	C	Public Works	4									46,524	46,524	46,524	46,524			3-236
Replace Unit 42 2014 International 7400	L	Public Works	4									256,023	256,023	256,023	256,023			3-236
Replace Unit 45 2012 FORD E150 VAN	C	Public Works	4	54,973	54,973									54,973	54,973			3-228
Replace Unit 50 2016 Ford F250 Truck	C	Public Works	4									48,943	48,943	48,943	48,943			3-236
Replace Unit 53 2013 International Paystar 5600 Roll-off	L	Public Works	4															3-4
Replace Unit 61 2013 Genie Forklift	L	Public Works	4							90,754	90,754			90,754	90,754			3-234
Replace Unit 66 Ford F550	L	Public Works	4							100,793	100,793			100,793	100,793			3-234
Replace Unit 72 2015 Ford F550 Chip Box	L	Public Works	4							92,390	92,390			92,390	92,390			3-234
Replace Unit 73 2016 Ford F450 Truck	L	Public Works	4									78,424	78,424	78,424	78,424			3-236
Replace Unit 74 2016 Ford F450 Dump	L	Public Works	4									129,197	129,197	129,197	129,197			3-236
Replace Unit 75 2016 Ford F450 Truck	L	Public Works	4									78,424	78,424	78,424	78,424			3-236
Replace Unit 91 2000 CONSTRUCTION SCALP TRUCK	L	Public Works	4			138,301	138,301							138,301	138,301			3-230
Replace Unit 93 2015 McCloskey Brothers Trommel Screener	L	Public Works	4							138,841	138,841			138,841	138,841			3-234
Replace Unit 104 2016 Volvo Front End Loader	L	Public Works	4									302,274	302,274	302,274	302,274			3-236
Replace Unit 108 2011 Trackless Tractor	LS	Public Works	4			184,821	184,821							184,821	184,821			3-230

Preliminary Tier One Recommendations
FY2022 - FY2026

Title	Code*	Function	Cat*	FY2022 Department Request	FY2022 Recommended Tier 1	FY2023 Department Request	FY2023 Recommended Tier 1	FY2024 Department Request	FY2024 Recommended Tier 1	FY2025 Department Request	FY2025 Recommended Tier 1	FY2026 Department Request	FY2026 Recommended Tier 1	Recommended	Cash	Debt	Other	Page
Replace Unit 111 2013 Trackless Sidewalk Plow Tractor	LS	Public Works	4							192,456	192,456			192,456	192,456			3-234
Replace Unit 112 2011 Prinoth (Sidewalk Tractor)	LS	Public Works	4			229,613	229,613							229,613	229,613			3-230
Replace Unit 116 2014 Prinoth Sidewalk Plow	LS	Public Works	4									199,631	199,631	199,631	199,631			3-236
Replace Unit 254 2013 Bandit Brush Chipper	L	Public Works	4			68,317	68,317							68,317	68,317			3-230
Replace Unit 350 2010 John Deere Loader	L	Public Works	4			64,971	64,971							64,971	64,971			3-230
Replace Unit 400 2005 Ford Taurus	C	Public Safety	4															3-4
Replace Unit 404 2012 Ford E350 VAN (14 Passengers)	C	Community	4	90,050														3-228
Replace Unit 440 2017 Ford Explorer	L	General	4							38,305	38,305			38,305	38,305			3-234
Replace Unit 452 2013 Ford Taurus	C	General	4			35,758	35,758							35,758	35,758			3-230
Replace Unit 453 2016 Ford Focus	C	Public Safety	4					35,441	35,441					35,441	35,441			3-232
Replace Unit 454 2014 Ford Fusion	C	Public Safety	4					35,441	35,441					35,441	35,441			3-232
Replace Unit 455 2016 Ford Focus	C	Public Safety	4					35,441	35,441					35,441	35,441			3-232
Replace Unit 456 1014 Ford Fusion	C	Public Safety	4					35,441	35,441					35,441	35,441			3-232
Replace Unit 700 2012 Ford Econ Van E250	C	Public Works	4			45,239	45,239							45,239	45,239			3-230
Replace Unit 701 2014 Ford F250	C	Public Works	4							44,950	44,950			44,950	44,950			3-234
Replace Unit 703 2015 Ford Transit Van	C	Public Works	4									31,572	31,572	31,572	31,572			3-236
Replace Unit 708 2016 Ford Transit Vam	C	Public Works	4									35,828	35,828	35,828	35,828			3-236
Replace Unit 712 2011 Ford Econ Van E250	C	Public Works	4	69,831	69,831									69,831	69,831			3-228
Replace Unit 713 2012 Ford F450 Dump Truck	L	Public Works	4					78,567	78,567					78,567	78,567			3-232
Replace Unit 756 2010 Ford F150	C	Public Works	4	50,814	50,814									50,814	50,814			3-228
Replace Unit Bus 1 2017 Blue Bird 202 School Bus	C	Schools	4					103,277	103,277					103,277	103,277			3-232
Replace Unit Bus 2 2017 Blue Bird 202 School Bus	L	Schools	4			99,785	99,785							99,785	99,785			3-230
Replace Unit C-01 2017 Ford Explorer	C	Public Safety	4							62,924	62,924			62,924	62,924			3-234
Replace Unit C-02 2016 Chevrolet Tahoe	C	Public Safety	4	62,540	62,540									62,540	62,540			3-228
Replace Unit C-06 2015 Ford F350	C	Public Safety	4			68,750	68,750							68,750	68,750			3-230

Preliminary Tier One Recommendations
FY2022 - FY2026

Title	Code*	Function	Cap*	FY2022 Department Request	FY2022 Recommended Tier 1	FY2023 Department Request	FY2023 Recommended Tier 1	FY2024 Department Request	FY2024 Recommended Tier 1	FY2025 Department Request	FY2025 Recommended Tier 1	FY2026 Department Request	FY2026 Recommended Tier 1	Recommended	Cash	Debt	Other	Page
Replace Unit C-43 2017 Ford Escape	C	Public Safety	4							51,234	51,234			51,234	51,234			3-234
Replace Unit E-04 2005 E-One Cyclone II fire Truck	L	Public Safety	4							900,004	900,004			900,004		900,004		3-234
Replace Unit L-01 2004 Sutphen Quint Ladder Truck	L	Public Safety	4					1,839,671	1,839,671					1,839,671		1,839,671		3-232
Replace Unit R-01 2016 Ford E450 Ambulance	L	Public Safety	4							392,312	392,312			392,312	392,312			3-234
Replace Unit R-02 2017 Ford E450 Ambulance	L	Public Safety	4									406,043	406,043	406,043	406,043			3-236
Replace Unit R-03 2008 Ford E450 Ambulance	L	Public Safety	4	353,843	353,843									353,843	353,843			3-228
Replace Unit Van 10 2015 Toyota Sienna Van	C	Schools	4	51,419	51,419									51,419	51,419			3-228
Replace Unit Van 11 2018 Ford Transit Passenger Van	C	Schools	4							57,009	57,009			57,009	57,009			3-234
Replace Unit Van 12 2018 Ford Transit Passenger Van	C	Schools	4							57,009	57,009			57,009	57,009			3-234
Replace Unit Van 4 2019 Ford E150 Van	C	Schools	4									59,004	59,004	59,004	59,004			3-236
Replace Unit Van 5 2019 Ford E150 Van	C	Schools	4									59,004	59,004	59,004	59,004			3-236
Replace Unit Van 9 2014 Toyota Sienna Van	C	Schools	4	51,419	51,419									51,419	51,419			3-228
Fleet			4	1,225,134	756,755	1,242,383	1,242,383	2,432,109	2,432,109	2,218,981	2,218,981	1,973,272	1,973,272	8,623,500	5,883,825	2,739,675		
Mitchell Elementary School (new building)	M	Schools	5	1,250,000				74,596,900										3-088
Pollard School Renovation/Expansion as 6-8 Middle School	M	Schools	5	3,500,000				172,300,300										3-083
Renovate/Reconstruct Emery Grover Building at Highland Avenue Location (Option #3)	M	Schools	5	1,475,130		25,620,128												3-070
High Rock Reconfigure as K-5 Elementary School	N	Schools	5					315,500										3-077
Public Works Facilities Improvements (Year 1)	N	Public Works	5	60,000														3-123
Public Works Facilities Improvements (Year 2)	N	Public Works	5															3-125
Public Safety Building Project	NPU	Public Safety	5	1,700,000	1,700,000									1,700,000		1,700,000		3-238
Public Works Facilities Improvements (Year 3)	N	Public Works	5															3-126
Open Space Acquisitions	PI	Community	5	1,000,000		1,000,000		1,000,000		1,000,000		1,000,000						3-149
Other			5	8,985,130	1,700,000	26,620,128		248,212,700		1,000,000		1,000,000		1,700,000		1,700,000		

**Preliminary Tier One Recommendations
 FY2022 - FY2026**

Title	Code*	Function	Cat*	FY2022 Department Request	FY2022 Recommended Tier 1	FY2023 Department Request	FY2023 Recommended Tier 1	FY2024 Department Request	FY2024 Recommended Tier 1	FY2025 Department Request	FY2025 Recommended Tier 1	FY2026 Department Request	FY2026 Recommended Tier 1	Recommended	Cash	Debt	Other	Page
TOTAL				18,741,833	9,248,715	35,666,254	9,579,926	259,952,517	8,899,817	11,898,045	9,173,045	8,088,635	8,433,635	45,335,138	31,848,463	5,750,675	7,736,000	
General Fund Cash					5,765,715		6,109,926		5,882,146		6,417,041		7,673,635		31,848,463			
Other Available Funds					1,783,000		2,159,000		1,178,000		1,856,000		760,000		7,736,000			
Debt					1,700,000		1,311,000		1,839,671		900,004				5,750,675			
TOTAL					9,248,715		9,579,926		8,899,817		9,173,045		8,433,635		45,335,138			

**Preliminary Tier One Recommendations
 FY2022 - FY2026**

Title	Code*	Function	Cat*	FY2022 Department Request	FY2022 Recommended Tier 1	FY2023 Department Request	FY2023 Recommended Tier 1	FY2024 Department Request	FY2024 Recommended Tier 1	FY2025 Department Request	FY2025 Recommended Tier 1	FY2026 Department Request	FY2026 Recommended Tier 1	Recommended	Cash	Debt	Other	Page
Sewer Enterprise																		
Drain System Improvements	P	Stormwater	3	262,000	262,000	2,070,000	2,070,000							2,332,000			2,332,000	3-204
Sewer Main Greendale/Rte. 128 (Cheney to GPA)	M	Utilities	3	363,000	363,000	2,018,250	2,018,250			9,315,000	9,315,000			11,696,250	2,696,250	9,000,000		3-207
Cooks Bridge Sewer Pump Station	M	Utilities	3			357,000				3,606,500								3-201
Inflow Feasibility Study	I	Utilities	3															3-211
Infrastructure & Land			3	625,000	625,000	4,445,250	4,088,250			12,921,500	9,315,000			14,028,250	2,696,250	9,000,000	2,332,000	
Replace Unit 11 2013 Ford Explorer	C	Utilities	4			38,851	38,851							38,851	38,851			3-230
Replace Unit 16 2014 Freightliner Box Truck	L	Utilities	4									243,478	243,478	243,478	243,478			3-236
Replace Unit 17 2012 Ford F550 Dump Truck	L	Utilities	4	94,210	94,210									94,210	94,210			3-228
Replace Unit 19 2010 International 7400 Dump Truck	L	Utilities	4	284,119	284,119									284,119	284,119			3-228
Replace Unit 29 2008 International 7400	L	Utilities	4	332,531	332,531									332,531	332,531			3-228
Replace Unit 37 2010 International 7500 Vactor	L	Utilities	4			398,030	398,030							398,030	398,030			3-230
Replace Unit 103 2012 John Deere Backhoe	L	Utilities	4					139,768	139,768					139,768	139,768			3-232
Fleet			4	710,860	710,860	436,881	436,881	139,768	139,768			243,478	243,478	1,530,987	1,530,987			
TOTAL				1,335,860	1,335,860	4,882,131	4,525,131	139,768	139,768	12,921,500	9,315,000	243,478	243,478	15,559,237	4,227,237	9,000,000	2,332,000	
Enterprise Fund Cash					1,073,860		1,455,131		139,768		1,315,000		243,478					4,227,237
Other Available Funds					262,000		2,070,000											2,332,000
Debt							1,000,000				8,000,000							9,000,000
TOTAL					1,335,860		4,525,131		139,768		9,315,000		243,478					15,559,237

**Preliminary Tier One Recommendations
 FY2022 - FY2026**

Title	Code*	Function	Cat*	FY2022 Department Request	FY2022 Recommended Tier 1	FY2023 Department Request	FY2023 Recommended Tier 1	FY2024 Department Request	FY2024 Recommended Tier 1	FY2025 Department Request	FY2025 Recommended Tier 1	FY2026 Department Request	FY2026 Recommended Tier 1	Recommended	Cash	Debt	Other	Page
Water Enterprise																		
Water Distribution System Improvements (Rosemary)	M	Utilities	3	460,000	460,000									460,000	460,000			3-217
Water Distribution System Improvements (South Street (Charles River to Chestnut))	M	Utilities	3	250,000	250,000									250,000	250,000			3-217
Water Service Connections	MR	Utilities	3	1,000,000	1,000,000									1,000,000		1,000,000		3-222
Water Distribution System Improvements (South Street - CR to Chestnut)	M	Utilities	3			2,900,000	2,900,000							2,900,000	2,900,000			3-218
Water Supply Development	M	Utilities	3			464,000		1,350,000										3-224
Charles River Water Treatment Plant HVAC Upgrade	I	Utilities	3															3-213
Water Distribution System Improvements (Mills/Sachem) (Mayo Ave - Harris Ave to GPA)	M	Utilities	3					45,000	45,000					45,000	45,000			3-219
Water Distribution System Improvements (Kingsbury Street - Oakland Avenue to Webster)	M	Utilities	3							112,500	112,500			112,500	112,500			3-220
Water Distribution System Improvements (Mills/Sachem) (Mayo Ave - Harris Ave to GPA)	M	Utilities	3							434,000	434,000			434,000	434,000			3-220
Water Distribution System Improvements (Kingsbury Street - Oakland Ave to Webster)	N	Utilities	3									508,500	508,500	508,500	508,500			3-221
Water Distribution System Improvements (Oakland Ave - May Street to Highland)	N	Utilities	3									350,000	350,000	350,000	350,000			3-221
Infrastructure & Land			3	1,710,000	1,710,000	3,364,000	2,900,000	1,395,000	45,000	546,500	546,500	858,500	858,500	6,060,000	5,060,000	1,000,000		
Replace Unit 21 2016 Ford F250 Truck	C	Utilities	4									43,942	43,942	43,942	43,942			3-236
Replace Unit 25 2012 Ford F450 Utility Truck	L	Utilities	4	92,437	92,437									92,437	92,437			3-228
Replace Unit 30 2012 Ford F550 Dump Truck	L	Utilities	4	135,452	135,452									135,452	135,452			3-228
Replace Unit 40 Ford F350	C	Utilities	4	78,745	78,745									78,745	78,745			3-228
Replace Unit 156 2011 Baker Robinson 10" Water Pump Trailer	L	Utilities	4									101,518	101,518	101,518	101,518			3-236
Replace Unit 160 2013 Wach Utility Trailer Vac	L	Utilities	4							67,654	67,654			67,654	67,654			3-234
Replace Unit 164 2008 Atlas Copco Trailer (Generator)	L	Utilities	4			34,592	34,592							34,592	34,592			3-230
Fleet			4	306,634	306,634	34,592	34,592			67,654	67,654	145,460	145,460	554,340	554,340			
TOTAL				2,016,634	2,016,634	3,398,592	2,934,592	1,395,000	45,000	614,154	614,154	1,003,960	1,003,960	6,614,340	5,614,340	1,000,000		

Preliminary Tier One Recommendations
FY2022 - FY2026

Title	Code*	Function	Cat*	FY2022 Department Request	FY2022 Recommended Tier 1	FY2023 Department Request	FY2023 Recommended Tier 1	FY2024 Department Request	FY2024 Recommended Tier 1	FY2025 Department Request	FY2025 Recommended Tier 1	FY2026 Department Request	FY2026 Recommended Tier 1	Recommended	Cash	Debt	Other	Page
Enterprise Fund Cash					1,016,634		2,934,592		45,000		614,154		1,003,960	5,614,340				
Other Available Funds																		
Debt					1,000,000												1,000,000	
TOTAL					2,016,634		2,934,592		45,000		614,154		1,003,960	6,614,340				

Equipment & Technology			1	1,249,469	969,969	887,543	887,543	1,134,708	984,708	1,800,064	1,450,064	1,552,363	1,552,363	5,844,647	5,844,647			
Buildings & Facilities			2	1,797,100	1,438,991	1,260,700	2,411,500	2,417,000	400,000	1,150,000	150,000	100,000	100,000	4,500,491	3,106,491	1,311,000	83,000	
Infrastructure & Land			3	7,820,000	6,718,000	13,464,750	12,026,750	7,151,000	5,128,000	19,197,000	15,215,500	4,321,500	5,666,500	44,754,750	24,769,750	10,000,000	9,985,000	
Fleet			4	2,242,628	1,774,249	1,713,856	1,713,856	2,571,877	2,571,877	2,286,635	2,286,635	2,362,210	2,362,210	10,708,827	7,969,152	2,739,675		
Other			5	8,985,130	1,700,000	26,620,128		248,212,700		1,000,000		1,000,000		1,700,000		1,700,000		
GRAND TOTAL				22,094,327	12,601,209	43,946,977	17,039,649	261,487,285	9,084,585	25,433,699	19,102,199	9,336,073	9,681,073	67,508,715	41,690,040	15,750,675	10,068,000	

Equipment & Technology			1	1,249,469	969,969	887,543	887,543	1,134,708	984,708	1,800,064	1,450,064	1,552,363	1,552,363	5,844,647	5,844,647			
Buildings & Facilities			2	1,797,100	1,438,991	1,260,700	2,411,500	2,417,000	400,000	1,150,000	150,000	100,000	100,000	4,500,491	3,106,491	1,311,000	83,000	
Infrastructure & Land			3	5,485,000	4,383,000	5,655,500	5,038,500	5,756,000	5,083,000	5,729,000	5,354,000	3,463,000	4,808,000	24,666,500	17,013,500		7,653,000	
Fleet			4	1,225,134	756,755	1,242,383	1,242,383	2,432,109	2,432,109	2,218,981	2,218,981	1,973,272	1,973,272	8,623,500	5,883,825	2,739,675		
Other			5	8,985,130	1,700,000	26,620,128		248,212,700		1,000,000		1,000,000		1,700,000		1,700,000		
General Fund				18,741,833	9,248,715	35,666,254	9,579,926	259,952,517	8,899,817	11,898,045	9,173,045	8,088,635	8,433,635	45,335,138	31,848,463	5,750,675	7,736,000	

Equipment & Technology			1															
Buildings & Facilities			2															
Infrastructure & Land			3	625,000	625,000	4,445,250	4,088,250			12,921,500	9,315,000			14,028,250	2,696,250	9,000,000	2,332,000	
Fleet			4	710,860	710,860	436,881	436,881	139,768	139,768			243,478	243,478	1,530,987	1,530,987			
Other			5															
Sewer Fund				1,335,860	1,335,860	4,882,131	4,525,131	139,768	139,768	12,921,500	9,315,000	243,478	243,478	15,559,237	4,227,237	9,000,000	2,332,000	

Equipment & Technology			1															
Buildings & Facilities			2															
Infrastructure & Land			3	1,710,000	1,710,000	3,364,000	2,900,000	1,395,000	45,000	546,500	546,500	858,500	858,500	6,060,000	5,060,000	1,000,000		
Fleet			4	306,634	306,634	34,592	34,592			67,654	67,654	145,460	145,460	554,340	554,340			
Other			5															
Water Fund				2,016,634	2,016,634	3,398,592	2,934,592	1,395,000	45,000	614,154	614,154	1,003,960	1,003,960	6,614,340	5,614,340	1,000,000		

**Preliminary Tier One Recommendations
 FY2022 - FY2026**

Title	Code*	Function	Cat*	FY2022 Department Request	FY2022 Recommended Tier 1	FY2023 Department Request	FY2023 Recommended Tier 1	FY2024 Department Request	FY2024 Recommended Tier 1	FY2025 Department Request	FY2025 Recommended Tier 1	FY2026 Department Request	FY2026 Recommended Tier 1	Recommended	Cash	Debt	Other	Page
Grand Total				22,094,327	12,601,209	43,946,977	17,039,649	261,487,285	9,084,585	25,433,699	19,102,199	9,336,073	9,681,073	67,508,715	41,690,040	15,750,675	10,068,000	

Code

- B = Funding may be considered under the operating budget/special warrant article
- C = Core Fleet
- D = Recommendation is deferred or on hold pending other actions
- E = Emergency approval
- F = Funded appropriation outside the capital plan
- G = Request may not qualify as capital submission
- L = Specialized Fleet Equipment
- I = Project submission is incomplete or waiting additional information
- M = Submission has been modified from previous submission
- N = New submission with this CIP
- P = Project request has appeared in previous CIP's
- Q = Request does not qualify as a capital submission
- R = This is a regularly reoccurring capital request
- S = No recommendation; under study
- U = Urgent request based on identified conditions

Orange highlighted amounts indicate that all or a portion of the funding recommendation may be funded by CPA funds

Pink highlighted amounts indicate that all or a portion of the funding recommendation may be funded by debt.

**General Fund Capital
 Current and Prior
 Funding Sources**

Description	Funded FY2017	Funded FY2018	Funded FY2019	Funded FY2020	Funded FY2021	Requested FY2022	Proposed FY2022
							Tier I & II
Current Year Requests						16,958,833	8,620,044
Cash							
Current Receipts & Free Cash	2,729,117	5,438,467	10,491,289	7,418,252	3,939,433		6,919,594
Other Available Funds	302,000	3,888,000	2,144,000	2,744,500			
Total - Cash	3,031,117	9,326,467	12,635,289	10,162,752	3,939,433		6,919,594
Debt							
Within the Annual Levy Limit	500,000	15,075,000	6,671,000		676,700		1,700,000
Excluded from the Levy Limit	58,305,000	3,750,000	66,245,000				
Total - Debt	58,805,000	18,825,000	72,916,000		676,700		1,700,000
Total	61,836,117	28,151,467	85,551,289	10,162,752	4,616,133	16,958,833	8,619,594

**General Fund Capital
 Current and Prior
 Funding Sources**

Description	Funded FY2017	Funded FY2018	Funded FY2019	Funded FY2020	Funded FY2021	Requested FY2022	Proposed FY2022	Tier I & II					
Automated External Defibrillators Replacement					32,885	G							
Firearm Replacement					33,000	G							
Library Furniture			43,970	G	112,960	G							
LIFEPAK 15 V4 Monitor/Defibrillator							30,577	30,577	G				
Permanent Message Boards							56,000	56,000	G*				
Personal Protective Equipment		167,872	G	43,424	G	43,424	G	43,424	G	43,358	43,358	G	
Police Use-Of-Force Training Simulator				47,000	G								
Public Safety Data Center Servers and Storage Units				30,000	G								
Public Safety Mobile Devices				35,000	G	35,000	G		50,000	50,000	G		
Public Works Storage Facility		150,000	G	4,885,000	DG								
School Furniture & Musical Equipment	45,000	G	45,000	G	60,500	G	35,000	G	35,000	G	25,000	25,000	G*
School Phone System Replacement				319,000	G								
Self Contained Breathing Apparatus								192,120	192,120	G			
Specialty Equipment - Field Renovator (Parks)		30,000	G										
Specialty Equipment - Loader Mounted Snow Blower (Highway)							192,000	G					
Specialty Equipment - Unit 334 Specialty Mower (Parks)									38,000	38,000	G		

**General Fund Capital
 Current and Prior
 Funding Sources**

Description	Funded FY2017	Funded FY2018	Funded FY2019	Funded FY2020	Funded FY2021	Requested FY2022	Proposed FY2022
Tier I & II							
Specialty Equipment - Unit 344 Large Mower (Parks)			76,500	G			
Specialty Equipment - Unit 351 Tractor (Parks)					68,000	G	
Town Offices Replacement Furniture			25,000	G	25,000	G	
Vehicle & Equipment Refurbishment Program						150,000	
Library Technology					30,000	G	48,500
							48,500
							G*
Multi-Function Printer Devices			35,000	G	35,600	G	35,600
							G
Non-Public Safety Data Center Servers and Storage Units		145,000	G	180,000	G		
Public Safety Desktops, Printers and Peripherals					200,000	G	
School Copier Replacement	39,330	G	46,790	G	84,190	G	52,470
							G
							62,420
							G
							61,264
							G
							61,264
							G
School Technology Replacement	307,750	G	463,500	G	303,600	G	632,350
							G
							586,575
							G
							479,650
							G
							479,650
							G
Town Internet Control, Analysis and Reporting						75,000	75,000
							G
Broadmeadow School Technology Room Conversion						213,100	213,100
							G
Building Management System Upgrade					392,000	G	
Center at the Heights Computer Lab					50,000	G	
DPW Boiler Replacement 470 Dedham Avenue					50,000	A	460,000
							G
Eliot School Technology Room Conversion						179,300	G

**General Fund Capital
 Current and Prior
 Funding Sources**

Description	Funded FY2017	Funded FY2018	Funded FY2019	Funded FY2020	Funded FY2021	Requested FY2022	Proposed FY2022
Tier I & II							
Emery Grover Building Reconstruction						1,475,130	
Energy Efficiency Upgrade Improvements	38,154 G	57,000 G	71,000 G	57,000 A	100,000 G	100,000	100,000 G
Facility Assessment for Sustainable Building Management				100,000 G			
Fuel Island Relocation and Upgrade	131,000 G	1,056,000 G					
High School A Gym Upgrade	130,557 G						
High School Chiller		125,000 O					
High School Classroom Expansion & Other Improvements		14,138,000 ADS	431,000 G				
High School Locker Reconfiguration & Addition				50,000 AG			
Hillcrest Radio Repeater Building Replacement			136,000 G				
Hillside Boiler Installation (Design)						16,000	16,000
Library Materials Handler						100,000	
Memorial Park Buildings and Grounds Improvements	50,000 G	375,000 G	5,750,000 DSG				
Mitchell School Locker Replacement			70,000 A				
Mitchell School Modular Classrooms			1,560,000 AG	630,000 G			
Mitchell School Replacement						1,250,000	
Mitchell School Restroom Upgrades				67,000 G	676,700 D		

**General Fund Capital
 Current and Prior
 Funding Sources**

Description	Funded FY2017	Funded FY2018	Funded FY2019	Funded FY2020	Funded FY2021	Requested FY2022	Proposed FY2022		
Tier I & II									
Newman Preschool Playground Custom Shade Shelter				69,200	G				
Newman School Gym Floor				275,000	G				
Police and Fire Mobile and Portable Radios				617,550	G				
Pollard School Blue & Green Gym Upgrades		45,000	G	540,000	G	155,000	AG		
Pollard School Locker Replacement	41,157	G							
Pollard School Locker Room Retrofit Design					60,000	G			
Pollard School Renovation/Expansion						3,500,000			
Pollard School Restroom Upgrades		650,000	O						
Public Safety Complex/Station #2 Projects	90,000	O	4,000,000	OX	66,245,000	X	1,700,000	1,700,000	D
Ridge Hill Building Demolition						885,000	746,891	G	
Rosemary Complex		3,800,000	DO						
School Master Plan Supplement				125,000	G				
Town Hall Stair Modifications		200,000	G						
Williams Elementary School	57,542,500	X							
Streetlight Conversion to LED			685,000	G					
Open Space Purchase						1,000,000			

**General Fund Capital
 Current and Prior
 Funding Sources**

Description	Funded FY2017	Funded FY2018	Funded FY2019	Funded FY2020	Funded FY2021	Requested FY2022	Proposed FY2022	Tier I & II			
Property Acquisition (609 Central Avenue)	762,500	X									
Recycling and Transfer Station Property Improvements				295,000	G	480,000	480,000		G		
Turf Field Replacement at DeFazio Field and Memorial Park			55,000	S	2,500,000	S					
Williams Elementary School Outside Play Area	250,000	A									
Public Works Infrastructure Program	1,700,000	DG	1,762,000	G	1,773,500	DG	2,169,550	G	2,639,000	2,639,000	G+
Traffic Improvements			249,000	G	50,000	G	50,000	G	50,000	G	
NPDES Support Projects						770,500	G	666,000			
Fleet - Ambulance (Fire)			224,677	G			337,479	G			
Fleet - Ambulance Unit R3 (Fire)							353,843		353,843		G
Fleet - Utility Van Class 2 Unit 712 (Building Maintenance)							69,831		69,831		G
Fleet - Heavy Duty Truck Class 3 Unit 32 (Highway)							61,916		61,916		G
Fleet - Dump Truck Class 5 Unit 39 (Highway)							94,210		94,210		G*
Fleet - Dump Truck Class 8 Unit 10 (Highway)							284,119		284,119		G*
Fleet - Delivery Van (School)			33,861	G							
Fleet - Dump Truck 10 Wheel Unit 47 (Highway)	223,109										G
Fleet - Dump Truck 6 Wheel Unit 70 (Parks)	68,364										G

**General Fund Capital
 Current and Prior
 Funding Sources**

Description	Funded FY2017	Funded FY2018	Funded FY2019	Funded FY2020	Funded FY2021	Requested FY2022	Proposed FY2022
Tier I & II							
Fleet - Dump Truck 6 Wheel Unit 71 (Parks)	68,364	G					
Fleet - Fire Engine E2 (Fire)			840,163	G			
Fleet - Fire Prevention Vehicle C-42 (Fire)				35,249	G		
Fleet - Fire Response Vehicle C-03 (Fire)					55,502	G	
Fleet - Heavy Duty Bucket Truck Class 8 Unit 35 (Parks)				274,434	G		
Fleet - Heavy Duty Work Truck Class 8 Unit 34 (Solid Waste)					168,255	G	
Fleet - Hybrid SUV Unit 756 (Building Maintenance)						50,814	50,814 G
Fleet - Large Tractor Unit 102 (Highway)				252,140	G		
Fleet - Passenger Vehicle Unit 1 (Admin)			33,616	G			
Fleet - Passenger Vehicle Unit 15 (Admin)		35,481	G				
Fleet - Passenger Vehicle Unit 43 (Fire)	35,123	G					
Fleet - Passenger Vehicle Unit 44 (Engineering)			33,616	G			
Fleet - Passenger Vehicle Unit 46 (Engineering)			33,616	G			
Fleet - Passenger Vehicle Unit 52 (Highway)		34,729	G				
Fleet - Pickup Truck Unit 12 (Parks)		38,277	G				
Fleet - School Bus Unit 14 (School)				81,942	G		

**General Fund Capital
 Current and Prior
 Funding Sources**

Description	Funded FY2017	Funded FY2018	Funded FY2019	Funded FY2020	Funded FY2021	Requested FY2022	Proposed FY2022
Tier I & II							
Fleet - Sidewalk Tractor Plow Unit 107 (Highway)				178,571	G		
Fleet - Sidewalk Tractor Plow Unit 113 (Highway)						178,163	G
Fleet - Skid Steer Loader Unit 76 (Highway)			122,182	G			
Fleet - Small SUV replaces Unit 457 (Building)				33,085	G		
Fleet - Street Sweeper Unit 181 (Highway)						263,412	G
Fleet - Street Sweeper Unit 182 (Highway)			264,101	G			
Fleet - SUV Emergency Response Unit 2 (Fire)	56,635	G					
Fleet - SUV Emergency Response Unit 3 (Fire)	46,116	G					
Fleet - SUV Emergency Response Unit C2 (Fire)						62,540	62,540 G
Fleet - Tractor Mower Unit 336 (Parks)		98,747	G				
Fleet - Trailer Large Unit 183 (Parks)			25,722	G			
Fleet - Transport Van Unit 1 (School)				38,388	G		
Fleet - Transport Van Unit 10 (School)						51,419	51,419 G
Fleet - Transport Van Unit 2 (School)				38,388	G		
Fleet - Transport Van Unit 3 (School)		32,875	G				
Fleet - Transport Van Unit 4 (School)			48,776	G			

**General Fund Capital
 Current and Prior
 Funding Sources**

Description	Funded FY2017	Funded FY2018	Funded FY2019	Funded FY2020	Funded FY2021	Requested FY2022	Proposed FY2022	
Tier I & II								
Fleet - Transport Van Unit 404 (HHS Aging Services)						90,050	90,500	G*
Fleet - Transport Van Unit 404 (HHS Aging Services)	87,354	AG						
Fleet - Transport Van Unit 5 (School)			48,776	G				
Fleet - Transport Van Unit 6 (School)		32,875	G					
Fleet - Transport Van Unit 9 (School)						51,419	51,419	G
Fleet - Transport Van with Wheelchair Lift Van 7 (School)					52,374	G		
Fleet - Transport Van with Wheelchair Lift Van 8 (School)					52,374	G		
Fleet - Utility Trailer Chipper Unit 256 (Parks)				64,936	G			
Fleet - Utility Trailer Portable Messenger Board Unit 120 (Highway)	23,031	G						
Fleet - Utility Truck Unit 48 (Highway)		83,561	G					
Fleet - Utility Van Unit 45 (Engineering)						54,973	54,973	G
Fleet - Work Truck Class 1 Unit 720 (Building Maintenance)						43,002	G	
Fleet - Work Truck Class 2 Unit 2 (Fleet)				37,060	G			
Fleet - Work Truck Class 2 Unit 56 (Solid Waste)				50,332	G			
Fleet - Work Truck Class 2 Unit 57 (Highway)				63,804	G			
Fleet - Work Truck Class 2 Unit 702 (Building Maintenance)			45,765	G				

**General Fund Capital
 Current and Prior
 Funding Sources**

Description	Funded FY2017	Funded FY2018	Funded FY2019	Funded FY2020	Funded FY2021	Requested FY2022	Proposed FY2022
Tier I & II							
Fleet - Work Truck Class 2 Unit 705 (Building Maintenance)				37,060	G		
Fleet - Work Truck Class 3 Unit 4 (Fleet)			82,671	G			
Fleet - Work Truck Class 3 Unit 43 (Highway)					69,455	G	
Fleet - Work Truck Class 3 Unit 65 (Parks)			66,037	G			
Fleet - Work Truck Class 5 Unit 55 (Highway)			142,495	G			
Fleet - Work Van Class 2 Unit 707 (Building Maintenance)					48,713	G	
Fleet - Work Van Unit 301 (Parks)			34,069	G			
Fleet - Work Van Unit 704 (Building Maintenance)		31,222	G				
Fleet - Work Van Unit 706 (Glazier)	35,073	G					
Fleet - Work Van Unit 715 (Building Maintenance)				43,709	G		
Fleet - Work Van Unit 92 (Engineering)				41,550	G		
DPW Complex						60,000	
Emery Grover Building Study			130,000	G			
High School Classroom Expansion Alternatives Feasibility Study	65,000	G					
Library Space Planning						60,000	60,000 G*
Needs Assessment of Pollard, Newman and NHS Auditorium Theatrical Sound and Lighting Systems						60,000	60,000 G*

**General Fund Capital
 Current and Prior
 Funding Sources**

Description	Funded FY2017	Funded FY2018	Funded FY2019	Funded FY2020	Funded FY2021	Requested FY2022	Proposed FY2022	
								Tier I & II
Pollard School Feasibility Study						280,000	280,000	G
Pollard School Phased Improvements Feasibility Study			65,000					G

Funding Source			
A = Transfer from another Financial Warrant Article	E = Enterprise Fund Cash	S = Stabilization Fund	3 = Open Space Reserve
B = Operating Budget	G = General Fund Cash	T = CPA General Reserve	4 = CPA Free Cash
C = CPA Fund Cash	O = Overlay Surplus	1 = Community Housing Reserve	X = Excluded Debt
D = Debt	R = Retained Earnings	2 = Historic Reserve	

**Community Preservation Fund Capital
 Current and Prior
 Funding Sources**

Description	Funded FY2017	Funded FY2018	Funded FY2019	Funded FY2020	Funded FY2021	Requested FY2022	Proposed FY2022
Current Year Requests						2,045,000	2,045,000
Cash							
Current Receipts & State Match		1,030,000	500,000		101,500		419,000
Other Available Funds	978,000	4,075,000	2,450,000	1,162,000			1,626,000
Total - Cash	978,000	5,105,000	2,950,000	1,162,000	101,500		2,045,000
Debt							
CPA Surcharge Supported		8,000,000					
Total - Debt		8,000,000					
Total	978,000	13,105,000	2,950,000	1,162,000	101,500	2,045,000	2,045,000

**Community Preservation Fund Capital
 Current and Prior
 Funding Sources**

Description	Funded FY2017	Funded FY2018	Funded FY2019	Funded FY2020	Funded FY2021	Requested FY2022	Proposed FY2022	
Athletic Facility Improvements (Claxton Field Lighting)					72,500			C
Athletic Facility Improvements (Claxton Softball Field Skin)					29,000			C
Athletic Facility Improvements (DeFazio Synthetic Track) +						166,000	166,000	C
Athletic Facility Improvements (McCloud Field renovation design) +						45,000	45,000	C
Cricket Field Improvements		35,000	4		480,000			4
Fisher Street Trailhead Design					15,000			T
Memorial Park Buildings and Grounds Improvements	310,000	4		500,000				C
Public Playgrounds					350,000			T
Rosemary Complex	550,000	4	12,000,000					CD T4
Rosemary Lake Camp and Trail				50,000	4	200,000		T
Rosemary Lake Sediment Removal	118,000	4		2,400,000				T 3,4
Town Common Historic Redesign					117,000			T
Town Common Historic Redesign and Beautification+						1,364,000	1,364,000	4
Town Hall Clock Repairs+						83,000	83,000	C
Town Reservoir Sediment Removal (Design) +						262,000	262,000	3

**Community Preservation Fund Capital
 Current and Prior
 Funding Sources**

Description	Funded FY2017	Funded FY2018	Funded FY2019	Funded FY2020	Funded FY2021	Requested FY2022	Proposed FY2022	
Trail Improvement Project - Needham Reservoir		860,000	4					
Walker Pond Improvements+						125,000	125,000	C
Williams Elementary School Walking Trails		210,000	4					

Notes

+ Subject to approval by the Community Preservation Committee

Funding Source

A = Transfer from another Financial Warrant Article	E = Enterprise Fund Cash	S = Stabilization Fund	3 = Open Space Reserve
B = Operating Budget	G = General Fund Cash	T = CPA General Reserve	4 = CPA Free Cash
C = CPA Fund Cash	O = Overlay Surplus	1 = Community Housing Reserve	X = Excluded Debt
D = Debt	R = Retained Earnings	2 = Historic Reserve	

**RTS Enterprise Fund Capital
 Prior
 Funding Sources**

Description	Funded FY2017	Funded FY2018	Funded FY2019	Funded FY2020	Funded FY2020	Requested FY2022	Proposed FY2022
Current Year Requests							
Cash							
Current Receipts & Retained Earnings	215,927	725,342	345,360				
Other Available Funds	22,073						
Total - Cash	238,000	725,342	345,360				
Debt							
Fee Supported^	269,000		645,000				
Total - Debt	269,000		645,000				
Total	507,000	725,342	990,360				

**RTS Enterprise Fund Capital
 Prior
 Funding Sources**

Description	Funded FY2017	Funded FY2018	Funded FY2019	Funded FY2020	Funded FY2020	Requested FY2022	Proposed FY2022
Big Belly Trash Cans			100,000	R			
Fleet - Collection Packer Unit 80		211,256	R				
Fleet - Front End Loader Unit 104	269,000	D					
Fleet - Front End Loader Unit 143			245,360	R			
Fleet - Grinder Unit 67		43,086	R				
Fleet - Swap Loader Truck Unit 5	120,000	R					
Fuel Island Relocation and Upgrade		15,000	R				
RTS Property Improvements	68,000	AR	290,000	R	645,000	D	
RTS Stormwater Plan	50,000	R					
Transfer Station Floor Replacement		166,000	R				

Funding Source

A = Transfer from another Financial Warrant Article E = Enterprise Fund Cash S = Stabilization Fund 3 = Open Space Reserve
 B = Operating Budget G = General Fund Cash T = CPA General Reserve 4 = CPA Free Cash
 C = CPA Fund Cash O = Overlay Surplus 1 = Community Housing Reserve X = Excluded Debt
 D = Debt R = Retained Earnings 2 = Historic Reserve

**Sewer Enterprise Fund Capital
 Current and Prior
 Funding Sources**

Description	Funded FY2017	Funded FY2018	Funded FY2019	Funded FY2020	Funded FY2021	Requested FY2022	Proposed FY2022
Current Year Requests						1,073,860	1,073,860
Cash							
Current Receipts & Retained Earnings	63,525	87,000	2,301,111	1,631,487	488,088		1,073,860
Other Available Funds	10,335				100,000		
Total - Cash	73,860	87,000	2,301,111	1,631,487	588,088		1,073,860
Debt							
Fee Supported		600,000		800,000			
Total - Debt		600,000		800,000			
Total	73,860	687,000	2,301,111	2,431,487	588,088	1,073,860	1,073,860

**Sewer Enterprise Fund Capital
 Current and Prior
 Funding Sources**

Description	Funded FY2017	Funded FY2018	Funded FY2019	Funded FY2020	Funded FY2021	Requested FY2022	Proposed FY2022	
Fleet - Dump Truck Class 5 Unit 17						94,210	94,210	R
Fleet - Dump Truck Class 8 Unit 19						284,119	284,119	R
Fleet - Dump Truck Class 8 Unit 29						332,531	332,531	R
Fleet - Front End Loader Unit 101					238,283			R
Fleet - Heavy Duty Work Truck Class 8 Unit 35 (with Catch Basin Cleaner)				201,487				R
Fleet - Work Truck Class 2b Unit 94			67,864					R
Fleet - Work Truck Class 3 Unit 23					79,805			R
Fleet - Work Truck Class 3 Unit 28 (Rodder)			64,247					R
Fuel Island Relocation and Upgrade		87,000						R
Public Works Storage Facility			944,000					R
Sewer Main Extension Walker Lane					270,000			EA
Sewer Main Extension Zone I and II	73,860	AR		690,000				R
Sewer Main Project (Greendale/Rte 128)						363,000	363,000	R
Sewer Main Replacements			330,000					R
Sewer Pump Station Improvements (Alden Road)		600,000						D
Sewer Pump Station Improvements (Lake Drive)				630,000				R
Sewer System Infiltration & Inflow Removal Program			205,000		1,600,000			R DR

**Sewer Enterprise Fund Capital
 Current and Prior
 Funding Sources**

Description	Funded FY2017	Funded FY2018	Funded FY2019	Funded FY2020	Funded FY2021	Requested FY2022	Proposed FY2022
-------------	------------------	------------------	------------------	------------------	------------------	---------------------	--------------------

Funding Source

A = Transfer from another Financial Warrant Article	E = Enterprise Fund Cash	S = Stabilization Fund	3 = Open Space Reserve
B = Operating Budget	G = General Fund Cash	T = CPA General Reserve	4 = CPA Free Cash
C = CPA Fund Cash	O = Overlay Surplus	1 = Community Housing Reserve	X = Excluded Debt
D = Debt	R = Retained Earnings	2 = Historic Reserve	

**Water Enterprise Fund Capital
 Current and Prior
 Funding Sources**

Description	Funded FY2017	Funded FY2018	Funded FY2019	Funded FY2020	Funded FY2021	Requested FY2022	Proposed FY2022
Current Year Requests						2,016,634	2,016,634
Cash							
Current Receipts & Retained Earnings	345,679	433,074	3,311,048	291,500	43,002		1,016,634
Other Available Funds							
Total - Cash	345,679	433,074	3,311,048	291,500	43,002		1,016,634
Debt							
Fee Supported		2,300,000		4,500,000			1,000,000
Total - Debt		2,300,000		4,500,000			1,000,000
Total	345,679	2,733,074	3,311,048	4,791,500	43,002	2,016,634	2,016,634

**Water Enterprise Fund Capital
 Current and Prior
 Funding Sources**

Description	Funded FY2017	Funded FY2018	Funded FY2019	Funded FY2020	Funded FY2021	Requested FY2022	Proposed FY2022	
Birds Hill Water Tank			340,000	R				
Fire Flow Improvement Study	20,000	R						
Fleet - Dump Truck Class 5 Unit 30						135,452	135,452	R
Fleet - Heavy Duty Truck Class 3 Unit 40						78,745	78,745	R
Fleet - Heavy Duty Truck Class 7 Unit 14			239,404	R				
Fleet - Medium Work Truck Class 4 Unit 22			115,644	R				
Fleet - Pickup Truck Unit 26	43,679	R						
Fleet - Pickup Truck Unit 31					43,002	R		
Fleet - SUV Hybrid Unit 20		34,729	R					
Fleet - Tractor Excavator Unit 115		132,000	R					
Fleet - Van Unit 24		29,345	R					
Fleet - Work Truck Class 4 Unit 25						92,437	92,437	R
Fuel Island Relocation and Upgrade		162,000	R					
Public Works Storage Facility			1,786,000	R				
Trail Improvement Project - Needham Reservoir		75,000	R					

**Water Enterprise Fund Capital
 Current and Prior
 Funding Sources**

Description	Funded FY2017	Funded FY2018	Funded FY2019	Funded FY2020	Funded FY2021	Requested FY2022	Proposed FY2022
Water Distribution System Improvements			830,000 R	3,800,000 D			
Water Distribution System Improvements				430,000 D			
Water Distribution System Improvements				430,000 DR			
Water Distribution System Improvements				82,000 R			
Water Distribution System Improvements				49,500 R			
Water Distribution System Improvements (Rosemary)						460,000	460,000 R
Water Distribution System Improvements (South Street/Charles River to Chestnut)						250,000	250,000 R
Water Service Connections						1,000,000	1,000,000 D
Water Service Connections	200,000 R		1,000,000 D				
Water System Rehabilitation Program		1,300,000 D					
Water System Rehabilitation Program	82,000 R						

Funding Source

A = Transfer from another Financial Warrant Article	E = Enterprise Fund Cash	S = Stabilization Fund	3 = Open Space Reserve
B = Operating Budget	G = General Fund Cash	T = CPA General Reserve	4 = CPA Free Cash
C = CPA Fund Cash	O = Overlay Surplus	1 = Community Housing Reserve	X = Excluded Debt
D = Debt	R = Retained Earnings	2 = Historic Reserve	

All Capital Funds Funding Sources							
Description	Funded FY2017	Funded FY2018	Funded FY2019	Funded FY2020	Funded FY2021	Requested FY2022	Proposed FY2022
						Tier I & II	
Current Year Requests						22,094,327	13,755,088
Cash							
Cash	2,729,117	6,468,467	10,991,289	7,418,252	4,210,933		7,338,594
Retained Earnings	625,131	1,245,416	5,957,519	1,922,987	361,090		2,090,494
Other Available Funds	1,312,408	7,963,000	4,594,000	3,906,500	100,000		1,626,000
Total - Cash	4,666,656	15,676,883	21,542,808	13,247,739	4,672,023		11,055,088
Debt							
Operating Revenues	769,000	17,975,000	7,316,000	5,300,000	676,700		2,700,000
CPA Surcharge		8,000,000					
Debt Excluded	58,305,000	3,750,000	66,245,000				
Total - Debt	59,074,000	29,725,000	73,561,000	5,300,000	676,700		2,700,000
Total	63,740,656	45,401,883	95,103,808	18,547,739	5,348,723	22,094,327	13,755,088

**Debt Service to Revenue
Issued, Authorized and Proposed
FY2021 - FY2026**

Description	2021	2022	2023	2024	2025	2026
Revenue						
General Fund Within the Levy *	\$173,092,196	\$178,821,432	\$185,080,182	\$191,557,988	\$198,262,518	\$205,201,706
General Fund Excluded from Levy **	\$13,657,093	\$13,602,030	\$12,981,108	\$12,468,103	\$11,189,791	\$10,111,541
CPA Revenue	\$3,591,848	\$3,222,101	\$3,306,112	\$3,388,765	\$3,473,484	\$3,560,321
Sewer Revenue	\$8,388,447	\$8,388,447	\$8,493,303	\$8,599,469	\$8,706,962	\$8,815,799
Water Revenue	\$6,153,530	\$6,153,530	\$6,230,449	\$6,308,330	\$6,387,184	\$6,467,024
Total Revenue	\$204,883,114	\$210,187,540	\$216,091,154	\$222,322,655	\$228,019,939	\$234,156,391
Debt Service						
General Debt (Table I)	\$5,238,091	\$5,367,745	\$4,455,319	\$4,408,575	\$4,434,813	\$3,891,157
Gross Excluded Debt (Table II)	\$14,448,297	\$14,375,000	\$13,676,256	\$13,163,251	\$11,189,791	\$10,111,541
CPA Debt (Table III)	\$1,425,000	\$1,021,397	\$988,238	\$959,638	\$931,244	\$902,913
Sewer Debt (Table IV)	\$900,000	\$610,000	\$610,000	\$710,000	\$810,000	\$910,000
Water Debt (Table V)	\$1,250,000	\$1,250,000	\$1,256,093	\$1,205,027	\$1,173,634	\$1,078,479
Total Debt Service	\$23,261,388	\$22,624,142	\$20,985,906	\$20,446,491	\$18,539,482	\$16,894,089
Total Debt Service to Total Revenue	11.4%	10.8%	9.7%	9.2%	8.1%	7.2%
Total Debt Service to Total Revenue (less MSBA) ***	11.0%	10.4%	9.4%	8.9%	8.1%	7.2%
Total Debt Service less Excluded Debt to Related Revenues	4.6%	4.2%	3.6%	3.5%	3.4%	3.0%
General Debt Service to General Fund Revenue	3.0%	3.0%	2.4%	2.3%	2.2%	1.9%

* General Fund revenue is based on the FY2021 recap estimate increased annually at 3.50% (except FY2022 which is 3.3%)

** Excludes Massachusetts School Building Assistance (MSBA) Revenue and offsets.

*** Uses net general fund debt excluded figure (or actual debt to be paid by Town after MSBA payment) see table II.

Projected Debt Service as a Percentage of Revenue

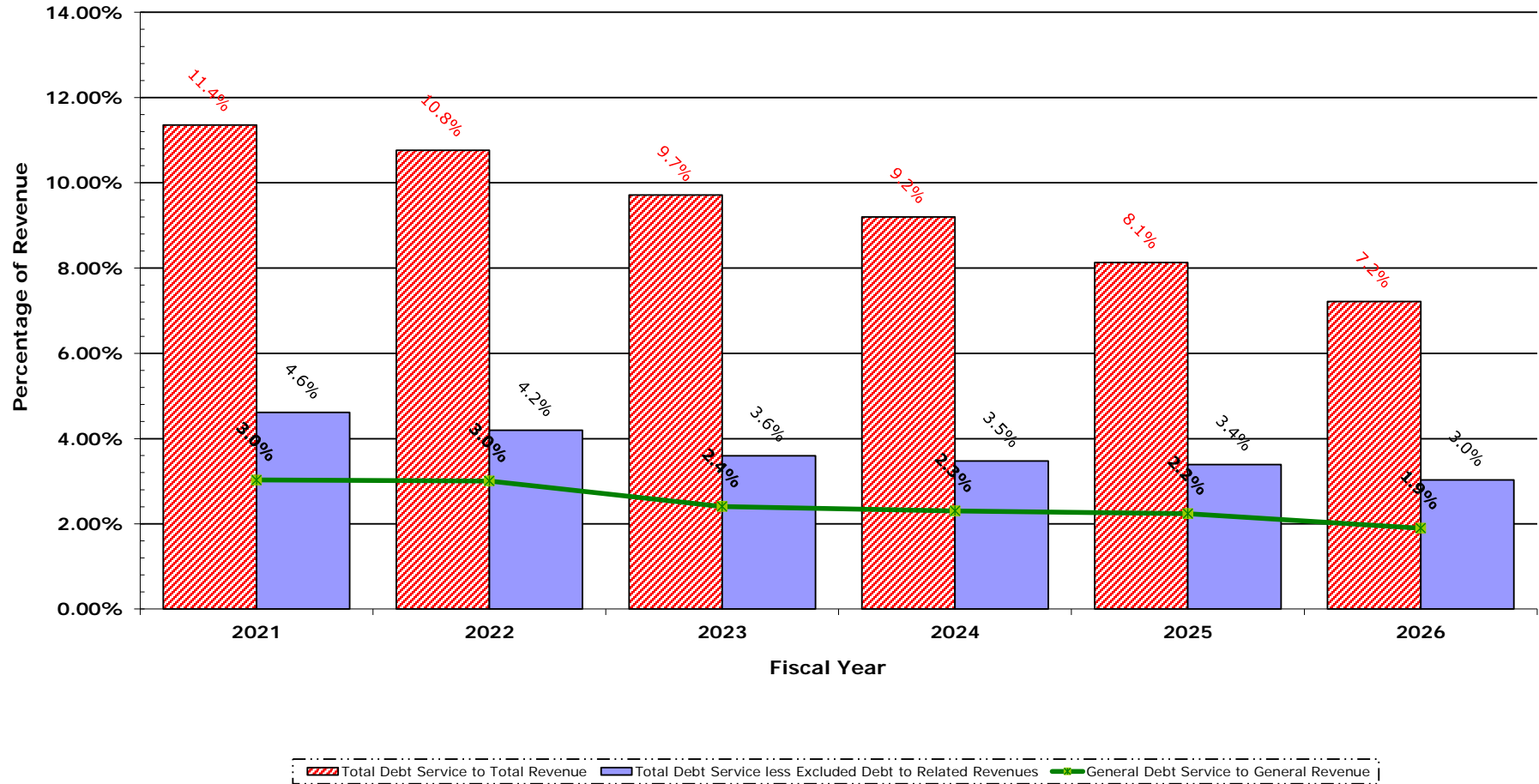


Table I
General Fund Capital Projects
Proposed Funding by Debt
FY2022

Project	Amount	Years +	Bond Rate	Budget	Estimated Debt Service Schedule				
				2021	2022	2023	2024	2025	2026
<u>General Fund Within the Levy</u>									
Public Safety Building Project (FY2022)	1,700,000	10	6.00%		\$272,000	\$261,800	\$251,600	\$241,400	\$231,200
Pollard School Air Conditioning (FY2023)	1,311,000	5	7.00%				\$402,770	\$320,000	\$302,500
Quint Ladder Truck (FY2024)	1,839,671	5	7.00%					\$568,448	\$448,000
Fire Engine (FY2025)	900,004	4	7.00%						\$288,004
Estimated Debt Service for Recommended New Authorizations	5,750,675				\$272,000	\$261,800	\$654,370	\$1,129,848	\$1,269,704
General Fund Debt									
Authorized & Issued (refer to schedule)				\$4,904,058	\$3,906,639	\$3,094,919	\$2,915,105	\$2,581,365	\$2,218,453
Authorized Not Yet Issued & Short Term Costs				\$334,033	\$1,189,106	\$1,098,600	\$839,100	\$723,600	\$403,000
Proposed Authorizations					\$272,000	\$261,800	\$654,370	\$1,129,848	\$1,269,704
Total General Fund Debt Service Within the Levy				\$5,238,091	\$5,367,745	\$4,455,319	\$4,408,575	\$4,434,813	\$3,891,157
General Fund Within the Levy Revenue *				\$173,092,196	\$178,821,432	\$185,080,182	\$191,557,988	\$198,262,518	\$205,201,706
Debt Service % of General Fund Revenue				3.0%	3.0%	2.4%	2.3%	2.2%	1.9%

* Refer to the Debt Service to Revenue Table

Table II
Capital Projects
Proposed Funding by Debt Exclusion
FY2022

Project	Amount	Years +	Bond Rate	Budget	Estimated Debt Service Schedule					
				2021	2022	2023	2024	2025	2026	
<u>General Fund Debt Excluded</u>										
Currently No Recommendations										
Estimated Debt Service for Recommended New Authorizations										
General Fund Debt Excluded										
Authorized & Issued (refer to schedule)				\$11,624,875	\$9,353,536	\$9,059,556	\$8,753,751	\$7,850,041	\$6,878,541	
Authorized Not Yet Issued & Short Term Costs				\$2,823,422	\$5,021,464	\$4,616,700	\$4,409,500	\$3,339,750	\$3,233,000	
Proposed Authorizations										
Total General Fund Excluded Debt Service				\$14,448,297	\$14,375,000	\$13,676,256	\$13,163,251	\$11,189,791	\$10,111,541	
Projected SBA Payments/Other Adjustments				\$791,204	\$772,970	\$695,148	\$695,148			
Net General Fund Excluded Debt Service				\$13,657,093	\$13,602,030	\$12,981,108	\$12,468,103	\$11,189,791	\$10,111,541	

Table III
CPA Capital Projects
Proposed Funding by Debt
FY2022

Project	Amount	Years +	Bond Rate	Budget	Estimated Debt Service Schedule				
				2021	2022	2023	2024	2025	2026
CPA Fund									
No New Authorizations Proposed for FY2022									
Estimated Debt Service for Recommended New Authorizations									
CPA Fund Debt									
Authorized & Issued (refer to schedule)				\$1,413,833	\$1,021,397	\$988,238	\$959,638	\$931,244	\$902,913
Authorized Not Yet Issued & Short Term Costs				\$11,167	\$0				
Proposed Authorizations									
Total CPA Fund Debt Service				\$1,425,000	\$1,021,397	\$988,238	\$959,638	\$931,244	\$902,913

Table IV
Sewer Fund Capital Projects
Proposed Funding by Debt
FY2022

Project	Amount	Years +	Bond Rate	Budget	Estimated Debt Service Schedule				
				2021	2022	2023	2024	2025	2026
<u>Sewer Enterprise</u>									
Sewer Main Engineering Greendale/Rte 128 (FY2023)	1,000,000	5	7.00%				\$241,441	\$341,619	\$242,000
Sewer Main Greendale/Rte 128 (FY2025)	8,000,000	20	7.00%						\$287,798
Estimated Debt Service for Recommended New Authorizations	9,000,000						\$241,441	\$341,619	\$529,798
Sewer Enterprise Fund Debt									
Authorized & Issued (refer to schedule)				\$644,136	\$601,082	\$576,050	\$468,560	\$468,381	\$380,202
Authorized Not Yet Issued & Short Term Costs				\$255,864	\$8,918	\$33,950			
Proposed Authorizations							\$241,441	\$341,619	\$529,798
Total Sewer Debt Service				\$900,000	\$610,000	\$610,000	\$710,000	\$810,000	\$910,000

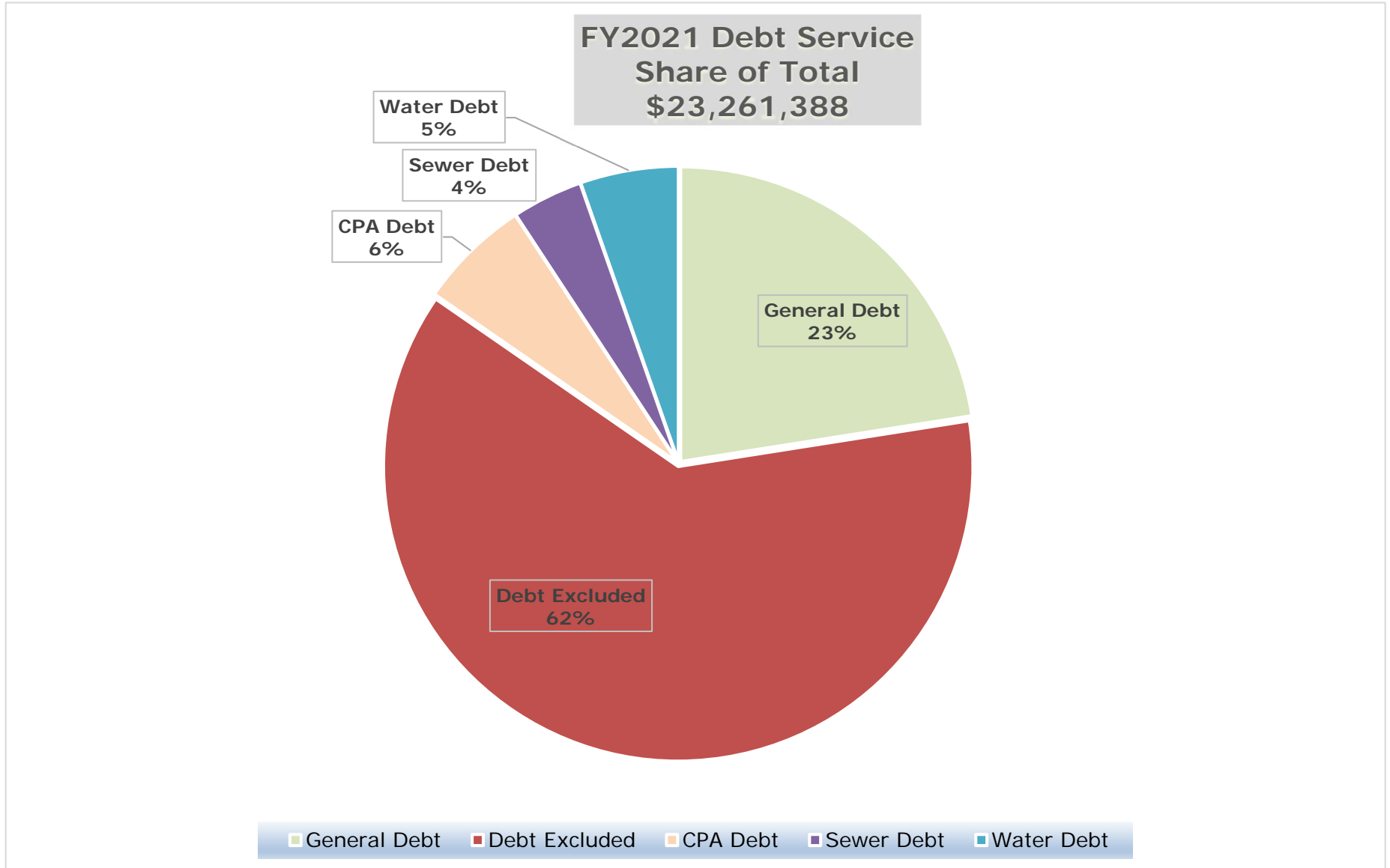
Table V
Water Fund Capital Projects
Proposed Funding by Debt
FY2022

Project	Amount	Years +	Bond Rate	Budget	Estimated Debt Service Schedule				
				2021	2022	2023	2024	2025	2026
<u>Water Enterprise</u>									
Water Service Connections (FY2022)	1,000,000	10	7.00%			\$135,000	\$163,000	\$156,000	\$149,000
Estimated Debt Service for Recommended New Authorizations		1,000,000				\$135,000	\$163,000	\$156,000	\$149,000
Water Enterprise Fund Debt									
Authorized & Issued (refer to schedule)				\$745,445	\$727,526	\$709,718	\$584,277	\$575,634	\$503,229
Authorized Not Yet Issued & Short Term Costs				\$504,555	\$522,474	\$411,375	\$457,750	\$442,000	\$426,250
Proposed Authorizations						\$135,000	\$163,000	\$156,000	\$149,000
Total Water Debt Service				\$1,250,000	\$1,250,000	\$1,256,093	\$1,205,027	\$1,173,634	\$1,078,479

**Previously Approved Debt Funded Capital
 Open Authorizations
 Balances Not Yet Issued**

Approved	Project	Town Meeting	Art	New Account	Authorized	Balance
2021	Mitchell School Restroom Upgrades	08-Jun-20	23	3158	\$676,700	\$676,700
2020	Water Distribution System Improvements	06-May-19	41	4199	\$4,500,000	\$4,500,000
2019	Memorial Park Building Project	09-May-18	30	3145	\$2,918,000	\$128,000
2019	Public Works Infrastructure Program	09-May-18	34	3148	\$250,000	\$155,000
2019	Public Works Storage Facility	14-May-18	35	3149	\$3,503,000	\$2,478,000
2019	Public Safety Buildings Construction	10-Oct-18	10	3150	\$66,245,000	\$34,245,000
2019	Transfer Station Property Improvements	07-May-18	37	4241	\$645,000	\$585,000
2018	Rosemary Recreational Complex - CPA	08-May-17	33	3130	\$8,000,000	\$107,500
2018	Wastewater System Rehabilitation	10-May-17	48	4042	\$600,000	\$7,550
2018	Water Distribution System Improvements	01-May-17	51	4151	\$1,300,000	\$35,735
2017	Central Avenue Elementary School (Williams)	05-Oct-16	2	3128	\$57,542,500	\$2,602,504
2017	High School Expansion Design	10-May-17	43	3136	\$950,000	\$9,500
2017	Public Safety Building & Station 2 Design	02-Oct-17	11	3140	\$3,750,000	\$32,000
2017	High School Expansion Construction	02-Oct-17	13	3141	\$11,125,000	\$84,000
2016	Water System Rehabilitation Program	11-May-15	47	4148	\$635,000	\$12,000
Total					\$162,640,200	\$45,658,489

The above projects are in various stages of completion and therefore the amount and timing of each Note and Bond issue has not yet been determined. The debt retirement will be structured to fit within the proposed budget allocation shown in the debt tables.



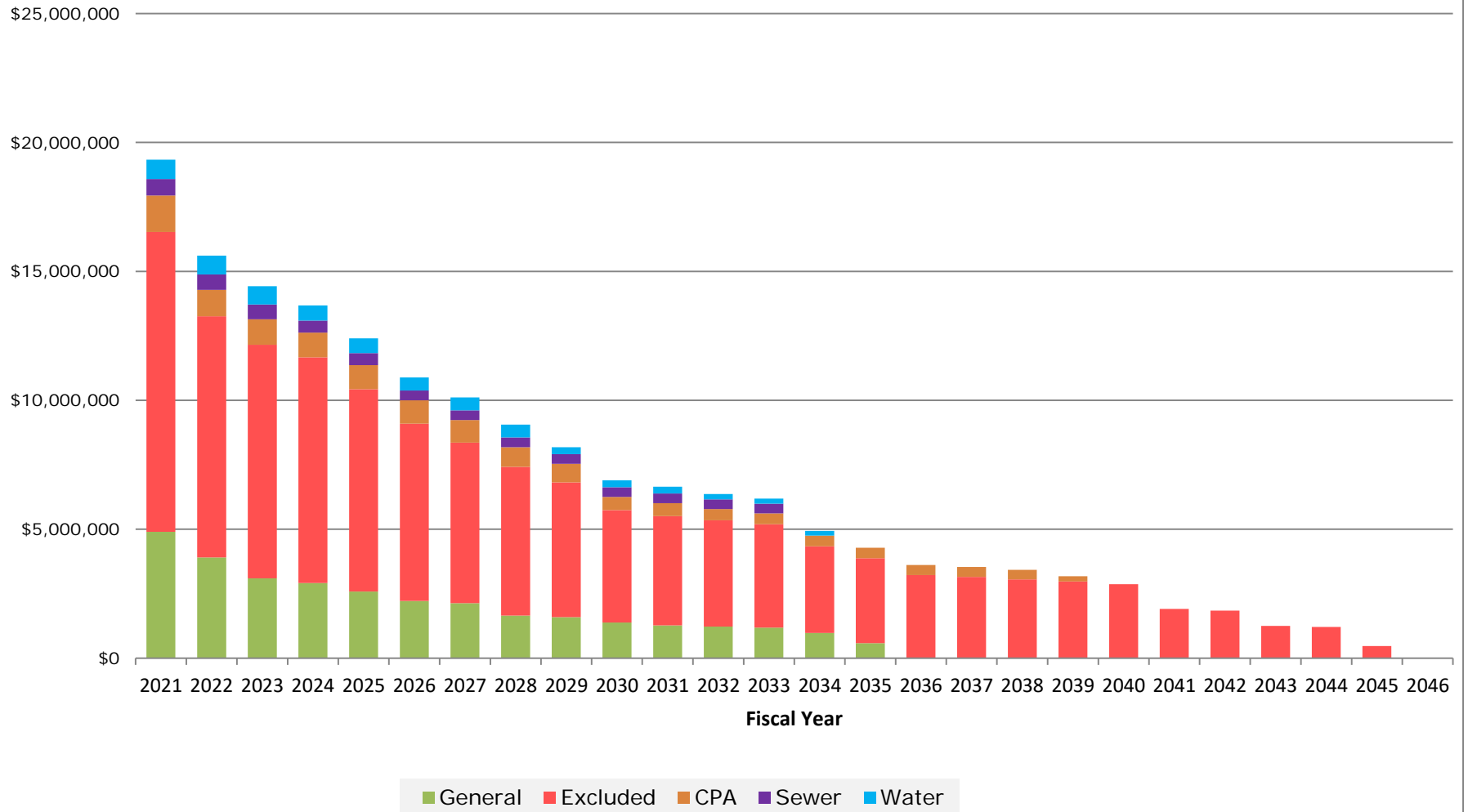
**Town of Needham
 Current Long Term Debt Service Obligations
 Inclusive of the June 25, 2020 Bond Issue**

Fiscal Year	General	Excluded	CPA	Sewer	Water	Total
2021	\$4,904,057.52	\$11,624,875.01	\$1,413,833.34	\$644,135.82	\$745,445.10	\$19,332,346.79
2022	\$3,906,638.77	\$9,353,536.26	\$1,021,396.89	\$601,082.43	\$727,526.31	\$15,610,180.66
2023	\$3,094,918.77	\$9,059,556.26	\$988,237.52	\$576,050.45	\$709,717.67	\$14,428,480.67
2024	\$2,915,105.02	\$8,753,751.26	\$959,637.52	\$468,559.50	\$584,277.08	\$13,681,330.38
2025	\$2,581,365.02	\$7,850,041.26	\$931,243.77	\$468,380.66	\$575,634.41	\$12,406,665.12
2026	\$2,218,452.52	\$6,878,541.26	\$902,912.52	\$380,202.39	\$503,228.76	\$10,883,337.45
2027	\$2,134,484.39	\$6,222,981.26	\$874,287.52	\$380,076.63	\$497,058.76	\$10,108,888.56
2028	\$1,651,051.26	\$5,773,823.76	\$756,853.14	\$379,952.24	\$491,411.50	\$9,053,091.90
2029	\$1,593,115.64	\$5,220,675.01	\$720,493.76	\$374,829.00	\$273,088.06	\$8,182,201.47
2030	\$1,381,686.27	\$4,358,663.76	\$514,668.76	\$374,907.65	\$267,663.04	\$6,897,589.48
2031	\$1,269,538.76	\$4,240,530.01	\$500,281.26	\$374,987.84	\$261,387.51	\$6,646,725.38
2032	\$1,224,827.50	\$4,122,478.76	\$437,256.26	\$375,070.14	\$206,775.00	\$6,366,407.66
2033	\$1,184,580.00	\$4,007,795.02	\$424,856.26	\$375,154.05	\$195,650.00	\$6,188,035.33
2034	\$977,268.75	\$3,362,578.14	\$413,556.26		\$184,600.00	\$4,938,003.15
2035	\$583,156.25	\$3,293,346.89	\$403,356.26			\$4,279,859.40
2036		\$3,223,262.51	\$393,056.26			\$3,616,318.77
2037		\$3,151,875.01	\$382,531.26			\$3,534,406.27
2038		\$3,058,040.63	\$366,853.13			\$3,424,893.76
2039		\$2,974,084.38	\$203,250.00			\$3,177,334.38
2040		\$2,871,003.13				\$2,871,003.13

**Town of Needham
Current Long Term Debt Service Obligations
Inclusive of the June 25, 2020 Bond Issue**

Fiscal Year	General	Excluded	CPA	Sewer	Water	Total
2041		\$1,907,975.00				\$1,907,975.00
2042		\$1,845,650.00				\$1,845,650.00
2043		\$1,252,300.00				\$1,252,300.00
2044		\$1,213,300.00				\$1,213,300.00
2045		\$466,900.00				\$466,900.00

Current Total Annual Long Term Debt Service
 By Category
 FY2021 - FY2046



Town of Needham
Capital Improvement Plan
January 2021

Town of Needham Schedule of Outstanding Long Term Debt Service

			DEBT SERVICE	DEBT SERVICE	DEBT SERVICE	DEBT SERVICE	DEBT SERVICE	DEBT SERVICE	DEBT SERVICE	DEBT SERVICE	
			2021	2022	2023	2024	2025	2026	2027 - 2031	After 2031	
Project	Amount Issued	Final Maturity									
Public Services Administration Building (Series I)			240,000.00								
Interest			3,600.00								
Public Services Administration Building (Series I)	\$4,000,000	01-Aug-26	243,600.00								
Public Services Administration Building (Series II)			75,000.00	75,000.00	75,000.00	75,000.00	75,000.00				
Interest			11,437.50	9,093.75	6,562.50	3,937.50	1,312.50				
Public Services Administration Building (Series II)	\$1,000,000	01-Dec-24	86,437.50	84,093.75	81,562.50	78,937.50	76,312.50				
Town Hall (Series III)			25,000.00	25,000.00	25,000.00	25,000.00	25,000.00	25,000.00			
Interest			4,656.26	4,031.26	3,375.01	2,656.26	1,906.26	1,156.26	390.63		
Town Hall (Series III)	\$385,000	01-Aug-26	29,656.26	29,031.26	28,375.01	27,656.26	26,906.26	26,156.26	25,390.63		
Kendrick Street Bridge Repair			75,000.00	75,000.00							
Interest			2,812.50	937.50							
Kendrick Street Bridge Repair	\$750,000	01-Aug-21	77,812.50	75,937.50							
Public Services Administration Building (Series III)			10,000.00	10,000.00	10,000.00						
Interest			1,000.00	600.00	200.00						
Public Services Administration Building (Series III)	\$100,000	15-Jul-22	11,000.00	10,600.00	10,200.00						
59 Lincoln Street & 89 School Street			3,000.00	3,000.00	3,000.00	3,000.00	3,000.00	2,000.00	10,000.00	4,000.00	
Interest			865.00	745.00	625.00	505.00	415.00	365.00	1,182.50	120.00	
59 Lincoln Street & 89 School Street	\$52,500	15-Jul-32	3,865.00	3,745.00	3,625.00	3,505.00	3,415.00	2,365.00	11,182.50	4,120.00	
Senior Center (Series I)			50,000.00	50,000.00	50,000.00	50,000.00	50,000.00	50,000.00	240,000.00	90,000.00	
Interest			19,756.26	18,256.26	16,756.26	15,256.26	13,756.26	12,256.26	37,696.92	3,543.75	
Senior Center (Series I)	\$1,000,000	01-Nov-32	69,756.26	68,256.26	66,756.26	65,256.26	63,756.26	62,256.26	277,696.92	93,543.75	

Town of Needham
Capital Improvement Plan
January 2021

Town of Needham Schedule of Outstanding Long Term Debt Service

Project	Amount Issued	Final Maturity	DEBT SERVICE	DEBT SERVICE	DEBT SERVICE	DEBT SERVICE	DEBT SERVICE	DEBT SERVICE	DEBT SERVICE	
			2021	2022	2023	2024	2025	2026	2027 - 2031	After 2031
59 Lincoln Street & 89 School Street			50,000.00	50,000.00	50,000.00	50,000.00	50,000.00	50,000.00	250,000.00	100,000.00
Interest			20,500.00	19,000.00	17,500.00	16,000.00	14,500.00	13,000.00	41,062.50	3,937.50
59 Lincoln Street & 89 School Street	\$1,005,000	01-Nov-32	70,500.00	69,000.00	67,500.00	66,000.00	64,500.00	63,000.00	291,062.50	103,937.50
37-39 Lincoln Street			30,000.00	30,000.00	30,000.00	30,000.00	30,000.00	30,000.00	150,000.00	60,000.00
Interest			12,300.00	11,400.00	10,500.00	9,600.00	8,700.00	7,800.00	24,637.50	2,362.50
37-39 Lincoln Street	\$605,000	01-Nov-32	42,300.00	41,400.00	40,500.00	39,600.00	38,700.00	37,800.00	174,637.50	62,362.50
51 Lincoln Street			50,000.00	50,000.00	50,000.00	45,000.00	45,000.00	45,000.00	225,000.00	90,000.00
Interest			18,825.00	17,325.00	15,825.00	14,400.00	13,050.00	11,700.00	36,956.27	3,543.75
51 Lincoln Street	\$950,000	01-Nov-32	68,825.00	67,325.00	65,825.00	59,400.00	58,050.00	56,700.00	261,956.27	93,543.75
Senior Center (Series II)			255,000.00	255,000.00	255,000.00	255,000.00	250,000.00	250,000.00	1,250,000.00	750,000.00
Interest			119,350.00	110,425.00	102,775.00	93,850.00	85,000.00	77,500.00	262,500.00	45,000.00
Senior Center (Series II)	\$5,050,000	15-Jul-33	374,350.00	365,425.00	357,775.00	348,850.00	335,000.00	327,500.00	1,512,500.00	795,000.00
DPW Complex - Garage Bays			80,000.00	80,000.00	80,000.00	80,000.00				
Interest			6,800.00	5,200.00	3,600.00	2,000.00				
DPW Complex - Garage Bays	\$800,000	15-May-24	86,800.00	85,200.00	83,600.00	82,000.00				
Senior Center (Series III)			55,000.00	55,000.00	55,000.00	55,000.00	50,000.00	50,000.00	250,000.00	150,000.00
Interest			19,900.00	18,800.00	17,700.00	16,600.00	15,225.00	13,975.00	49,950.00	10,500.00
Senior Center (Series III)	\$1,050,500	15-May-34	74,900.00	73,800.00	72,700.00	71,600.00	65,225.00	63,975.00	299,950.00	160,500.00
66 - 70 Chestnut Street			70,000.00	70,000.00	70,000.00	70,000.00	70,000.00	70,000.00	350,000.00	210,000.00
Interest			32,550.00	29,750.00	26,950.00	24,150.00	21,350.00	18,550.00	57,575.00	9,450.00
66 - 70 Chestnut Street	\$1,330,000	15-Nov-33	102,550.00	99,750.00	96,950.00	94,150.00	91,350.00	88,550.00	407,575.00	219,450.00

Town of Needham
Capital Improvement Plan
January 2021

Town of Needham Schedule of Outstanding Long Term Debt Service

			DEBT SERVICE	DEBT SERVICE	DEBT SERVICE	DEBT SERVICE	DEBT SERVICE	DEBT SERVICE	DEBT SERVICE	DEBT SERVICE	
			2021	2022	2023	2024	2025	2026	2027 - 2031	After 2031	
Project	Amount Issued	Final Maturity									
Central Avenue/Elliott Street Bridge			50,000.00	50,000.00	50,000.00	50,000.00	50,000.00	50,000.00	50,000.00		
Interest			14,000.00	12,000.00	10,000.00	8,000.00	6,000.00	4,000.00	2,000.00		
Central Avenue/Elliott Street Bridge	\$500,000	15-Jan-27	64,000.00	62,000.00	60,000.00	58,000.00	56,000.00	54,000.00	52,000.00		
Public Works Infrastructure Program			150,000.00								
Interest			6,000.00								
Public Works Infrastructure Program	\$750,000	15-Jan-21	156,000.00								
Central Avenue/Elliott Street Bridge			80,000.00	80,000.00							
Interest			6,000.00	2,000.00							
Central Avenue/Elliott Street Bridge	\$240,000	15-Jul-21	86,000.00	82,000.00							
Rosemary Recreational Complex			455,000.00	300,000.00	150,000.00	150,000.00	150,000.00	150,000.00	450,000.00		
Interest			78,875.00	60,000.00	48,750.00	41,250.00	33,750.00	26,250.00	33,750.00		
Rosemary Recreational Complex	\$2,260,000	15-Jul-28	533,875.00	360,000.00	198,750.00	191,250.00	183,750.00	176,250.00	483,750.00		
Memorial Park Building			270,000.00	85,000.00	85,000.00	85,000.00	75,000.00	75,000.00	295,000.00		
Interest			57,916.67	32,875.00	28,625.00	24,375.00	20,375.00	16,625.00	29,125.00		
Memorial Park Building	\$970,000	01-Aug-29	327,916.67	117,875.00	113,625.00	109,375.00	95,375.00	91,625.00	324,125.00		
Jack Cogswell Facility			205,000.00	205,000.00	205,000.00	205,000.00	205,000.00				
Interest			30,750.00	41,000.00	30,750.00	20,500.00	10,250.00				
Jack Cogswell Facility	\$1,025,000	01-Feb-25	235,750.00	246,000.00	235,750.00	225,500.00	215,250.00				
Memorial Park Building			110,000.00	110,000.00	110,000.00	110,000.00					
Interest			13,200.00	16,500.00	11,000.00	5,500.00					
Memorial Park Building	\$440,000	01-Feb-24	123,200.00	126,500.00	121,000.00	115,500.00					

Town of Needham
Capital Improvement Plan
January 2021

Town of Needham Schedule of Outstanding Long Term Debt Service

			DEBT SERVICE	DEBT SERVICE	DEBT SERVICE	DEBT SERVICE	DEBT SERVICE	DEBT SERVICE	DEBT SERVICE	DEBT SERVICE
			2021	2022	2023	2024	2025	2026	2027 - 2031	After 2031
Project	Amount Issued	Final Maturity								
Public Services Administration Building			500.00	206,000.00	210,000.00	215,000.00	190,000.00	195,000.00	185,000.00	
Interest			33,765.00	56,250.00	45,950.00	35,450.00	24,700.00	15,200.00	7,400.00	
Public Services Administration Building	\$1,201,500	01-Feb-27	34,265.00	262,250.00	255,950.00	250,450.00	214,700.00	210,200.00	192,400.00	
Public Works Infrastructure Program			95,000.00							
Interest			2,850.00							
Public Works Infrastructure Program	\$95,000	01-Feb-21	97,850.00							
Pollard School Roof Replacement			70,000.00	70,000.00	70,000.00					
Interest			7,000.00	4,200.00	1,400.00					
Pollard School Roof Replacement	\$725,000	15-Jul-22	77,000.00	74,200.00	71,400.00					
Pollard School Boiler Replacement			70,000.00	70,000.00						
Interest			3,500.00	1,050.00						
Pollard School Boiler Replacement	\$565,000	15-Jul-21	73,500.00	71,050.00						
High School Cafeteria Construction			150,000.00	150,000.00	150,000.00	150,000.00	150,000.00	150,000.00	150,000.00	
Interest			42,000.00	36,000.00	30,000.00	24,000.00	18,000.00	12,000.00	6,000.00	
High School Cafeteria Construction	\$1,500,000	15-Jan-27	192,000.00	186,000.00	180,000.00	174,000.00	168,000.00	162,000.00	156,000.00	
High School Expansion Construction			650,000.00	650,000.00	325,000.00	325,000.00	325,000.00	325,000.00	1,625,000.00	1,300,000.00
Interest			221,000.00	188,500.00	164,125.00	147,875.00	131,625.00	115,375.00	346,125.00	78,000.00
High School Expansion Construction	\$6,500,000	15-Jul-34	871,000.00	838,500.00	489,125.00	472,875.00	456,625.00	440,375.00	1,971,125.00	1,378,000.00
High School Expansion Construction			454,000.00	255,000.00	255,000.00	255,000.00	255,000.00	255,000.00	1,275,000.00	1,000,000.00
Interest			229,683.33	151,700.00	138,950.00	126,200.00	113,450.00	100,700.00	313,525.00	59,375.00
High School Expansion Construction	\$4,004,000	01-Aug-34	683,683.33	406,700.00	393,950.00	381,200.00	368,450.00	355,700.00	1,588,525.00	1,059,375.00

Town of Needham
Capital Improvement Plan
January 2021

Town of Needham Schedule of Outstanding Long Term Debt Service

			DEBT SERVICE	DEBT SERVICE	DEBT SERVICE	DEBT SERVICE	DEBT SERVICE	DEBT SERVICE	DEBT SERVICE	DEBT SERVICE
			2021	2022	2023	2024	2025	2026	2027 - 2031	After 2031
Project	Amount Issued	Final Maturity								
High School Expansion Construction			5,500.00							
Interest			165.00							
High School Expansion Construction	\$5,500	01-Feb-21	5,665.00							
Total General Fund Debt Service within the Levy Limit			4,904,057.52	3,906,638.77	3,094,918.77	2,915,105.02	2,581,365.02	2,218,452.52	8,029,876.32	3,969,832.50
High School (Series III)			200,000.00	200,000.00	200,000.00	200,000.00	200,000.00	200,000.00	305,000.00	
Interest			53,450.00	47,200.00	40,450.00	33,700.00	26,700.00	19,450.00	16,150.00	
High School (Series III)	\$3,850,000	01-Jun-28	253,450.00	247,200.00	240,450.00	233,700.00	226,700.00	219,450.00	321,150.00	
High Rock & Pollard School Projects (Series IV)			550,000.00							
Interest			8,250.00							
High Rock & Pollard School Projects (Series IV)	\$10,500,000	01-Aug-28	558,250.00							
Newman School Extraordinary Repairs (Series III)			280,000.00	280,000.00	280,000.00	280,000.00	280,000.00	280,000.00	800,000.00	
Interest			79,600.00	68,925.00	61,050.00	52,650.00	43,900.00	34,450.00	44,125.00	
Newman School Extraordinary Repairs (Series III)	\$5,000,000	01-Oct-28	359,600.00	348,925.00	341,050.00	332,650.00	323,900.00	314,450.00	844,125.00	
Broadmeadow School (Refunding Bond)			655,000.00	645,000.00	640,000.00	630,000.00				
Interest			86,425.00	63,700.00	38,000.00	12,600.00				
Broadmeadow School (Refunding Bond)	\$8,400,000	01-Nov-23	741,425.00	708,700.00	678,000.00	642,600.00				
Newman School Extraordinary Repairs (Series IV)			452,000.00	452,000.00	452,000.00	452,000.00	452,000.00	448,000.00	2,240,000.00	886,000.00
Interest			158,260.00	140,180.00	122,100.00	104,020.00	90,460.00	81,460.00	263,380.00	26,580.00
Newman School Extraordinary Repairs (Series IV)	\$9,000,000	15-Jul-32	610,260.00	592,180.00	574,100.00	556,020.00	542,460.00	529,460.00	2,503,380.00	912,580.00

Town of Needham
Capital Improvement Plan
January 2021

Town of Needham Schedule of Outstanding Long Term Debt Service

			DEBT SERVICE	DEBT SERVICE	DEBT SERVICE	DEBT SERVICE	DEBT SERVICE	DEBT SERVICE	DEBT SERVICE	DEBT SERVICE
Project	Amount Issued	Final Maturity	2021	2022	2023	2024	2025	2026	2027 - 2031	After 2031
Newman School Extraordinary Repairs (Series V)			110,000.00	110,000.00	110,000.00	110,000.00	110,000.00	110,000.00	550,000.00	220,000.00
Interest			45,100.00	41,800.00	38,500.00	35,200.00	31,900.00	28,600.00	90,337.50	8,662.50
Newman School Extraordinary Repairs (Series V)	\$2,200,000	01-Nov-32	155,100.00	151,800.00	148,500.00	145,200.00	141,900.00	138,600.00	640,337.50	228,662.50
Eliot School (Refunding Bond)			250,000.00	250,000.00	245,000.00	245,000.00	245,000.00			
Interest			44,400.00	34,400.00	24,500.00	14,700.00	4,900.00			
Eliot School (Refunding Bond)	\$2,562,000	15-Nov-24	294,400.00	284,400.00	269,500.00	259,700.00	249,900.00			
High School Series 1 (Refunding Bond)			460,000.00	460,000.00	460,000.00	455,000.00	455,000.00	450,000.00		
Interest			100,400.00	82,000.00	63,600.00	45,300.00	27,100.00	9,000.00		
High School Series 1 (Refunding Bond)	\$4,775,000	15-Nov-25	560,400.00	542,000.00	523,600.00	500,300.00	482,100.00	459,000.00		
High Rock School Design (Refunding Bond)			25,000.00	25,000.00	25,000.00	25,000.00	20,000.00	20,000.00	18,500.00	
Interest			5,840.00	4,840.00	3,840.00	2,840.00	1,940.00	1,140.00	370.00	
High Rock School Design (Refunding Bond)	\$187,770	01-Aug-26	30,840.00	29,840.00	28,840.00	27,840.00	21,940.00	21,140.00	18,870.00	
High Rock & Pollard School Projects (Refunding Bond)			55,000.00	55,000.00	55,000.00	50,000.00	50,000.00	50,000.00	46,500.00	
Interest			13,360.00	11,160.00	8,960.00	6,860.00	4,860.00	2,860.00	930.00	
High Rock & Pollard School Projects (Refunding Bond)	\$429,470	01-Aug-26	68,360.00	66,160.00	63,960.00	56,860.00	54,860.00	52,860.00	47,430.00	
High School (Series IIA) (Refunding Bond)			495,000.00	490,000.00	490,000.00	485,000.00	485,000.00			
Interest			87,900.00	68,200.00	48,600.00	29,100.00	9,700.00			
High School (Series IIA) (Refunding Bond)	\$2,991,900	01-Aug-24	582,900.00	558,200.00	538,600.00	514,100.00	494,700.00			
Public Works Infrastructure Program			150,000.00							
Interest			6,000.00							
Public Works Infrastructure Program	\$750,000	15-Jan-21	156,000.00							

Town of Needham
Capital Improvement Plan
January 2021

Town of Needham Schedule of Outstanding Long Term Debt Service

			DEBT SERVICE	DEBT SERVICE	DEBT SERVICE	DEBT SERVICE	DEBT SERVICE	DEBT SERVICE	DEBT SERVICE	DEBT SERVICE	
			2021	2022	2023	2024	2025	2026	2027 - 2031	After 2031	
Project	Amount Issued	Final Maturity									
Central Avenue/Elliot Street Bridge			80,000.00	80,000.00							
Interest			6,000.00	2,000.00							
Central Avenue/Elliot Street Bridge	\$240,000	15-Jul-21	86,000.00	82,000.00							
Owens Farm Land Purchase			280,000.00	280,000.00	280,000.00	280,000.00	280,000.00	280,000.00	1,400,000.00	2,940,000.00	
Interest			225,700.00	214,500.00	203,300.00	192,100.00	180,900.00	169,700.00	680,500.00	639,800.00	
Owens Farm Land Purchase	\$7,000,000	15-Jan-42	505,700.00	494,500.00	483,300.00	472,100.00	460,900.00	449,700.00	2,080,500.00	3,579,800.00	
609 Central Land Purchase			25,000.00	25,000.00	25,000.00	25,000.00	25,000.00	25,000.00	125,000.00	200,000.00	
Interest			17,750.00	16,750.00	15,750.00	14,750.00	13,750.00	12,750.00	48,750.00	32,593.78	
609 Central Land Purchase	\$730,000	15-Jan-39	42,750.00	41,750.00	40,750.00	39,750.00	38,750.00	37,750.00	173,750.00	232,593.78	
William School Construction Project			720,000.00	720,000.00	720,000.00	720,000.00	720,000.00	720,000.00	3,600,000.00	9,360,000.00	
Interest			649,800.00	613,800.00	577,800.00	541,800.00	505,800.00	469,800.00	1,837,800.00	2,022,300.00	
William School Construction Project	\$18,000,000	15-Jul-43	1,369,800.00	1,333,800.00	1,297,800.00	1,261,800.00	1,225,800.00	1,189,800.00	5,437,800.00	11,382,300.00	
William School Construction Project			1,210,000.00	295,000.00	295,000.00	295,000.00	295,000.00	295,000.00	1,475,000.00	3,240,000.00	
Interest			374,225.01	235,481.26	220,731.26	205,981.26	191,231.26	176,481.26	662,631.30	517,440.69	
William School Construction Project	\$7,400,000	01-Aug-41	1,584,225.01	530,481.26	515,731.26	500,981.26	486,231.26	471,481.26	2,137,631.30	3,757,440.69	
Public Safety Building & Station 2 Design			340,000.00								
Interest			14,166.67								
Public Safety Building & Station 2 Design	\$340,000	01-Aug-20	354,166.67								
Public Safety Buildings Construction			480,000.00	475,000.00	470,000.00	465,000.00	465,000.00	465,000.00	2,305,000.00	6,440,000.00	
Interest			583,433.33	410,700.00	387,075.00	363,700.00	340,450.00	317,200.00	1,241,550.00	1,326,812.50	
Public Safety Buildings Construction	\$11,565,000	01-Aug-44	1,063,433.33	885,700.00	857,075.00	828,700.00	805,450.00	782,200.00	3,546,550.00	7,766,812.50	

Town of Needham
Capital Improvement Plan
January 2021

Town of Needham Schedule of Outstanding Long Term Debt Service

			DEBT SERVICE	DEBT SERVICE	DEBT SERVICE	DEBT SERVICE	DEBT SERVICE	DEBT SERVICE	DEBT SERVICE	DEBT SERVICE
			2021	2022	2023	2024	2025	2026	2027 - 2031	After 2031
Project	Amount Issued	Final Maturity								
High Rock & Pollard School Projects (Refunding Bond)			500.00	463,000.00	470,000.00	475,000.00	475,000.00	480,000.00	1,425,000.00	
Interest			102,225.00	170,350.00	147,200.00	123,700.00	99,950.00	76,200.00	113,600.00	
High Rock & Pollard School Projects (Refunding Bond)	\$3,788,500	01-Feb-29	102,725.00	633,350.00	617,200.00	598,700.00	574,950.00	556,200.00	1,538,600.00	
Public Safety Buildings Construction			1,540,000.00	895,000.00	895,000.00	895,000.00	895,000.00	895,000.00	4,475,000.00	8,050,000.00
Interest			395,190.00	581,650.00	536,900.00	492,150.00	447,400.00	402,650.00	1,476,250.00	840,400.00
Public Safety Buildings Construction	\$18,540,000	01-Feb-40	1,935,190.00	1,476,650.00	1,431,900.00	1,387,150.00	1,342,400.00	1,297,650.00	5,951,250.00	8,890,400.00
Total General Fund Debt Service Excluded from the Levy Limit			11,414,975.01	9,007,636.26	8,650,356.26	8,358,151.26	7,472,941.26	6,519,741.26	25,241,373.80	36,750,589.47

Town of Needham
Capital Improvement Plan
January 2021

Town of Needham Schedule of Outstanding Long Term Debt Service

			DEBT SERVICE	DEBT SERVICE	DEBT SERVICE	DEBT SERVICE	DEBT SERVICE	DEBT SERVICE	DEBT SERVICE	DEBT SERVICE	
			2021	2022	2023	2024	2025	2026	2027 - 2031	After 2031	
Project	Amount Issued	Final Maturity									
Town Hall (Series II)			195,000.00	195,000.00	195,000.00	195,000.00	195,000.00	195,000.00	575,000.00		
Interest			56,150.00	48,715.63	43,231.26	37,381.26	31,287.51	24,706.26	32,515.64		
Town Hall (Series II)	\$3,500,000	01-Oct-28	251,150.00	243,715.63	238,231.26	232,381.26	226,287.51	219,706.26	607,515.64		
Town Hall (Series III)			80,000.00	80,000.00	80,000.00	80,000.00	80,000.00	80,000.00	80,000.00		
Interest			14,900.00	12,900.00	10,800.00	8,500.00	6,100.00	3,700.00	1,250.00		
Town Hall (Series III)	\$1,225,000	01-Aug-26	94,900.00	92,900.00	90,800.00	88,500.00	86,100.00	83,700.00	81,250.00		
Town Hall (Series IV)			55,000.00	55,000.00	55,000.00	55,000.00	55,000.00	55,000.00	255,000.00		
Interest			15,625.00	13,425.00	11,225.00	9,025.00	7,375.00	6,275.00	14,612.50		
Town Hall (Series IV)	\$970,000	15-Jul-30	70,625.00	68,425.00	66,225.00	64,025.00	62,375.00	61,275.00	269,612.50		
Rosemary Recreational Complex			200,000.00	200,000.00	200,000.00	200,000.00	200,000.00	200,000.00	1,000,000.00	1,600,000.00	
Interest			146,000.00	136,000.00	126,000.00	116,000.00	106,000.00	96,000.00	338,000.00	198,750.00	
Rosemary Recreational Complex	\$4,000,000	15-Jul-37	346,000.00	336,000.00	326,000.00	316,000.00	306,000.00	296,000.00	1,338,000.00	1,798,750.00	
Rosemary Recreational Complex			471,000.00	170,000.00	165,000.00	165,000.00	165,000.00	165,000.00	805,000.00	1,115,000.00	
Interest			172,433.34	110,356.26	101,981.26	93,731.26	85,481.26	77,231.26	265,206.30	110,965.69	
Rosemary Recreational Complex	\$3,221,000	01-Aug-37	643,433.34	280,356.26	266,981.26	258,731.26	250,481.26	242,231.26	1,070,206.30	1,225,965.69	
Rosemary Recreational Complex			7,500.00								
Interest			225.00								
Rosemary Recreational Complex	\$7,500	01-Feb-21	7,725.00								
Total CPA Debt Service			1,413,833.34	1,021,396.89	988,237.52	959,637.52	931,243.77	902,912.52	3,366,584.44	3,024,715.69	

Town of Needham
Capital Improvement Plan
January 2021

Town of Needham Schedule of Outstanding Long Term Debt Service

Project	Amount Issued	Final Maturity	DEBT SERVICE	DEBT SERVICE	DEBT SERVICE	DEBT SERVICE	DEBT SERVICE	DEBT SERVICE	DEBT SERVICE
			2021	2022	2023	2024	2025	2026	2027 - 2031
Sewer Rehabilitation - Rte. 128 Area			15,000.00						
Interest			225.00						
Sewer Rehabilitation - Rte. 128 Area	\$320,000	01-Aug-28	15,225.00						
Sewer Pump Station GPA			25,000.00						
Interest			375.00						
Sewer Pump Station GPA	\$550,000	01-Aug-28	25,375.00						
Sewer Pump Station Reservoir B - MWPAT			283,739.00	289,906.00	296,207.00	302,644.00	309,222.00	315,942.00	1,685,744.00
Interest			90,517.32	84,416.93	78,183.95	71,815.50	65,308.66	58,660.39	188,409.36
Sewer Pump Station Reservoir B - MWPAT	\$6,034,290	15-Jan-33	374,256.32	374,322.93	374,390.95	374,459.50	374,530.66	374,602.39	1,874,153.36
Sewer Rehabilitation - Rte. 128 Area (Refunding Bond)			70,000.00	70,000.00	70,000.00				
Interest			7,000.00	4,200.00	1,400.00				
Sewer Rehabilitation - Rte. 128 Area (Refunding Bond)	\$500,000	15-Nov-22	77,000.00	74,200.00	71,400.00				
MWRA Sewer System Rehab - I/I Work			35,909.50	35,909.50	35,909.50				
No Interest									
MWRA Sewer System Rehab - I/I Work	\$179,548	15-May-23	35,909.50	35,909.50	35,909.50				
MWRA Sewer System Rehab - I/I Work			88,000.00	88,000.00	88,000.00	88,000.00	88,000.00		
No Interest									
MWRA Sewer System Rehab - I/I Work	\$440,000	15-Nov-24	88,000.00	88,000.00	88,000.00	88,000.00	88,000.00		
Sewer Rehabilitation - Rte. 128 Area (Refunding Bond)				6,000.00	5,000.00	5,000.00	5,000.00	5,000.00	10,000.00
Interest			990.00	1,650.00	1,350.00	1,100.00	850.00	600.00	600.00
Sewer Rehabilitation - Rte. 128 Area (Refunding Bond)	\$36,000	01-Feb-28	990.00	7,650.00	6,350.00	6,100.00	5,850.00	5,600.00	10,600.00

Town of Needham
Capital Improvement Plan
January 2021

Town of Needham Schedule of Outstanding Long Term Debt Service

			DEBT SERVICE	DEBT SERVICE	DEBT SERVICE	DEBT SERVICE	DEBT SERVICE	DEBT SERVICE	DEBT SERVICE	DEBT SERVICE
Project	Amount Issued	Final Maturity	2021	2022	2023	2024	2025	2026	2027 - 2031	After 2031
Wastewater System Rehabilitation			26,000.00	20,000.00						
Interest			1,380.00	1,000.00						
Wastewater System Rehabilitation	\$46,000	01-Feb-22	27,380.00	21,000.00						
Total Sewer Fund Debt Service			644,135.82	601,082.43	576,050.45	468,559.50	468,380.66	380,202.39	1,884,753.36	750,224.19
Water System Rehabilitation - Rte. 128 Area			5,000.00							
Interest			75.00							
Water System Rehabilitation - Rte. 128 Area	\$100,000	01-Aug-28	5,075.00							
Water Distribution System Rehab (Chapel & May) (Pickering & GPA)			25,000.00	25,000.00	25,000.00	25,000.00	25,000.00			
Interest			3,812.50	3,031.25	2,187.50	1,312.50	437.50			
Water Distribution System Rehab (Chapel & May) (Pickering & GPA)	\$400,000	01-Dec-24	28,812.50	28,031.25	27,187.50	26,312.50	25,437.50			
MWPAT Water DWS-08-24			39,252.94	40,042.82	40,847.50	41,668.96	42,506.17	43,361.11	230,233.80	
Interest			9,853.16	9,000.74	8,131.17	7,244.12	6,339.24	5,416.15	12,572.07	
MWPAT Water DWS-08-24	\$765,335	15-Jul-30	49,106.10	49,043.56	48,978.67	48,913.08	48,845.41	48,777.26	242,805.87	
St Mary's Pump Station			100,000.00	100,000.00	100,000.00	100,000.00	100,000.00	100,000.00	500,000.00	295,000.00
Interest			38,775.00	36,775.00	34,775.00	32,775.00	30,275.00	27,775.00	99,025.00	20,475.00
St Mary's Pump Station	\$1,995,000	15-May-34	138,775.00	136,775.00	134,775.00	132,775.00	130,275.00	127,775.00	599,025.00	315,475.00
Water Main Improvements			40,000.00	40,000.00	40,000.00	40,000.00	40,000.00			
Interest			7,200.00	5,600.00	4,000.00	2,400.00	800.00			
Water Main Improvements	\$400,000	15-Nov-20	47,200.00	45,600.00	44,000.00	42,400.00	40,800.00			

Town of Needham
Capital Improvement Plan
January 2021

Town of Needham Schedule of Outstanding Long Term Debt Service

			DEBT SERVICE	DEBT SERVICE	DEBT SERVICE	DEBT SERVICE	DEBT SERVICE	DEBT SERVICE	DEBT SERVICE	DEBT SERVICE
Project	Amount Issued	Final Maturity	2021	2022	2023	2024	2025	2026	2027 - 2031	After 2031
St Mary's Pump Station			90,000.00	90,000.00	90,000.00	90,000.00	90,000.00	90,000.00	450,000.00	260,000.00
Interest			41,550.00	37,950.00	34,350.00	30,750.00	27,150.00	23,550.00	72,525.00	11,550.00
St Mary's Pump Station	\$1,700,000	15-Nov-33	131,550.00	127,950.00	124,350.00	120,750.00	117,150.00	113,550.00	522,525.00	271,550.00
Water System Rehabilitation - Rte. 128 Area (Refunding Bond)			120,000.00	120,000.00	115,000.00					
Interest			11,800.00	7,000.00	2,300.00					
Water System Rehabilitation - Rte. 128 Area (Refunding Bond)	\$638,000	15-Nov-22	131,800.00	127,000.00	117,300.00					
Water Service Connection Replacement (MWRA)			100,000.00	100,000.00	100,000.00	100,000.00	100,000.00	100,000.00	200,000.00	
No Interest										
Water Service Connection Replacement (MWRA)	\$1,000,000	15-May-28	100,000.00	100,000.00	100,000.00	100,000.00	100,000.00	100,000.00	200,000.00	
Water System Rehabilitation (MWRA)			113,126.50	113,126.50	113,126.50	113,126.50	113,126.50	113,126.50	226,253.00	
No Interest										
Water System Rehabilitation (MWRA)	\$1,131,265	15-May-28	113,126.50	113,126.50	113,126.50	113,126.50	113,126.50	113,126.50	226,253.00	
Total Water Fund Debt Service			745,445.10	727,526.31	709,717.67	584,277.08	575,634.41	503,228.76	1,790,608.87	587,025.00
Total Debt Service			19,122,446.79	15,264,280.66	14,019,280.67	13,285,730.38	12,029,565.12	10,524,537.45	40,313,196.79	45,082,386.85